



ORIGINAL RESEARCH

Perissodactyl diversities and responses to climate changes as reflected by dental homogeneity during the Cenozoic in Asia

Bin Bai^{1,2} | Jin Meng^{1,3,4} | Christine M. Janis^{5,6} | Zhao-Qun Zhang^{1,2,7} | Yuan-Qing Wang^{1,2,7}

¹Key Laboratory of Vertebrate Evolution and Human Origins of Chinese Academy of Sciences, Institute of Vertebrate Paleontology and Paleoanthropology, Chinese Academy of Sciences, Beijing, China

²CAS Center for Excellence in Life and Paleoenvironment, Beijing, China

³Division of Paleontology, American Museum of Natural History, New York, NY, USA

⁴Earth and Environmental Sciences, Graduate Center, City University of New York, New York, NY, USA

⁵School of Earth Sciences, University of Bristol, Bristol, UK

⁶Department of Ecology and Evolutionary Biology, Brown University, Providence, RI, USA

⁷College of Earth and Planetary Sciences, University of Chinese Academy of Sciences, Beijing, China

Correspondence

Bin Bai, Key Laboratory of Vertebrate Evolution and Human Origins of Chinese Academy of Sciences, Institute of Vertebrate Paleontology and Paleoanthropology, Chinese Academy of Sciences, Beijing 100044, China.
Email: baibin@ivpp.ac.cn

Funding information

China Scholarship Council, Grant/Award Number: 201204910062; National Natural Science Foundation of China, Grant/Award Number: 41672014; the Strategic Priority Research Program of Chinese Academy of Sciences, Grant/Award Number: XDB26000000; Geological Investigation Project of the China Geological Survey, Grant/Award Number: DD20190009; the Frick Fund from the Division of Paleontology, American Museum of Natural History; Youth Innovation Promotion Association of the Chinese Academy of Sciences, Grant/Award Number: 2017101

Abstract

Cenozoic mammal evolution and faunal turnover are considered to have been influenced and triggered by global climate change. Teeth of large terrestrial ungulates are reliable proxies to trace long-term climatic changes due to their morphological and physicochemical properties; however, the role of premolar molarization in ungulate evolution and related climatic change has rarely been investigated. Recently, three patterns of premolar molarization among perissodactyls have been recognized: endoprotocrista-derived hypocone (type I); paraconule–protocone separation (type II); and metaconule-derived pseudohypocone (type III). These three patterns of premolar molarization play an important role in perissodactyl diversity coupled with global climate change during the Cenozoic in Asia. Those groups with a relatively higher degree of premolar molarization, initiated by the formation of the hypocone, survived into Neogene, whereas those with a lesser degree of molarization, initiated by the deformation of existing ridges and cusps, went extinct by the end of the Oligocene. In addition, the hypothesis of the “Ulan Gochu Decline” is proposed here to designate the most conspicuous decrease of perissodactyl diversity that occurred in the latest middle Eocene rather than at the Eocene–Oligocene transition in Asia, as conventionally thought; this event was likely comparable to the contemporaneous post-Uintan decline of the North American land fauna.

KEYWORDS

Asian perissodactyl diversity, Cenozoic, premolar molarization, Ulan Gochu Decline

This is an open access article under the terms of the Creative Commons Attribution License, which permits use, distribution and reproduction in any medium, provided the original work is properly cited.

© 2020 The Authors. *Ecology and Evolution* published by John Wiley & Sons Ltd

1 | INTRODUCTION

Living perissodactyls (odd-toed ungulates) represent the remnants of a major evolutionary sequence and comprise only six genera and 17 species with many in danger of extinction (Nowak & Walker, 1999). However, perissodactyls had a rich, diverse fossil record spanning 56 Myr, and have not only long been used as a strong evidence for evolution since Huxley (e.g., horses), but also for inferring climatic and environmental changes, and their coevolution with such changes (Franzen, 2010; MacFadden, 1992; Mihlbachler, Rivals, Solounias, & Semperebon, 2011; Secord et al., 2012; Simpson, 1951). The most conspicuous fauna turnover during the Paleogene in Asia is considered to have occurred during the Eocene–Oligocene transition, and the Eocene perissodactyl-dominant faunas were abruptly replaced by the Oligocene rodent/lagomorph-dominant faunas (Meng & McKenna, 1998). This major faunal turnover, known as “Mongolian Remodelling,” is attributed to climatic changes from the warm, humid Eocene to the cooler and more arid Oligocene (Meng & McKenna, 1998; Zachos, Pagani, Sloan, Thomas, & Billups, 2001). However, there is controversy as to whether this faunal turnover either predates (Wasiljeff, Kaakinen, Salminen, & Zhang, 2020), coincides with (Sun et al., 2014; Zhang, Kravchinsky, & Yue, 2012), or postdates (Kraatz & Geisler, 2010) the Eocene–Oligocene boundary.

Perissodactyls have been considered to have originated from within the radiation of phenacodont condylarths (Radinsky, 1966; Thewissen & Domning, 1992) or to be a sister group to *Radinskya* from the middle Paleocene of China (Holbrook, 2014; McKenna, Chow, Ting, & Luo, 1989), while more recent work has shown cambartheres from the early Eocene of Indian subcontinent to be more closely related to perissodactyls than either of these previously considered taxa (Rose et al., 2014). Recent research on ancient proteins suggests that crown perissodactyls are the sister group to some extinct South American ungulates among more recent mammals (Welker et al., 2015). Teeth, composed of the hardest vertebrate tissues, are the best preserved material in perissodactyls as in other mammal fossils, and the most sensitive proxy to environmental changes (Mihlbachler et al., 2011; Secord et al., 2012). Previous studies on the dentition of extinct perissodactyls (and other ungulates) have focused on molar crown height, enamel stable isotopes, micro-mesowear, and overall morphology through the Cenozoic (Ackermans, 2020; Evans & Pineda-Munoz, 2018; Jernvall, Hunter, &

Fortelius, 1996; Mihlbachler et al., 2011; Secord et al., 2012), but little attention has been paid to the evolutionary patterns of premolar molarization in perissodactyls (Butler, 1952; Holbrook, 2015).

Molarization of the premolars generally results in dental homogeneity and increases the grinding area of the dentition; this is especially important for hindgut fermenting ungulates such as perissodactyls as they are highly reliant on oral processing of the food before its initial ingestion (Clauss, Nunn, Fritz, & Hummel, 2009; Fletcher, Janis, & Rayfield, 2010). In contrast, the foregut fermenting artiodactyls, ruminants and camelids, are less reliant on oral processing: they only have partially molarized premolars, and their premolar complexity decreases from P4 to P2 (P1 is usually lost). However, it is unclear what the role of premolar molarization is in perissodactyl evolution and diversity, how perissodactyl diversity and premolar molariform changed through the Cenozoic in Asia, and whether perissodactyl diversity tracked the Cenozoic climatic changes. Here, we show that three recently proposed patterns of premolar molarization in perissodactyls may have played an important role in their response to climatic and environmental changes during the Cenozoic. Further, based on analysis of perissodactyl diversity with an updated Cenozoic timescale of China in Asia, we note that the most distinct change occurred during the latest middle Eocene, rather than at Eocene–Oligocene transition as conventionally considered, and is likely comparable to the contemporaneous post-Uintan decline of North American land fauna (Prothero, 1994).

2 | METHODS

2.1 | Premolar molarization

Five categories of premolar molarization, initially used for rhinoceroses, were assigned to the P2-4 of perissodactyls: nonmolariform, premolariform, submolariform, semimolariform, and molariform (Qiu & Wang, 2007) (Figure 1). In the premolariform morphology, the hypocone is united with the protocone, but the metaloph is not completely formed (i.e., is separate from the hypocone) (Figure 1a). In the submolariform morphology, the metaloph is completely formed (connected to the hypocone) and united with the protocone on the lingual side (Figure 1b). In the semimolariform morphology, the protocone and hypocone are distinctly separate, but still connected by

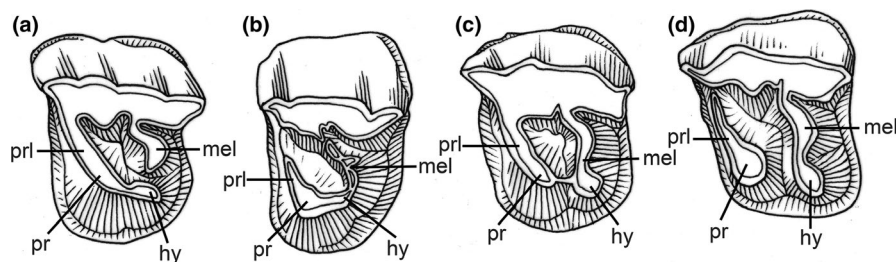


FIGURE 1 The degree of premolar molarization in perissodactyls as shown by rhinoceros premolars (modified from Qiu and Wang (2007)). (a) Premolariform (assigned value 2); (b) submolariform (assigned value 3); (c) semimolariform (assigned value 4); (d) molariform (assigned value 5). hy, hypocone; mel, metaloph; pr, protocone; prl: protocone

an enamel ridge (Figure 1c). In the molariform morphology, the proto-loph and metaloph are completely separate (Figure 1d). Numbers from one to five were assigned to the five categories, respectively, similar to those proposed by Prothero (2005). These numbers were assigned to each premolar (P2-4) according to their degree of premolar molarization (Appendix Tables A1-A3). The mean values for P2-4 were then calculated, which represent the degree of premolar molarization of each genus. We then calculated the mean value of the degree of premolar molarization in each perissodactyl family during each Asian Land Mammal Age (ALMA) (Appendix Table A2).

Among perissodactyls, brontotheres are characterized by bunodont-lophodont teeth with relatively weak transverse lophs on the upper premolars, unlike the condition in other perissodactyls that are more strictly lophodont, and so we characterized their teeth in a somewhat different fashion. We assigned premolariform (value 2) to the brontotheres with a "lingual crest" (Mihlbachler, 2008) on the upper premolars, semimolariform (value 4) to those with distinct hypocones on the "lingual crest," and molariform (value 5) to those with distinct hypocones completely separated from the protocone.

Three patterns of premolar molarization among perissodactyls have been recognized, including an endoprotocrista-derived hypocone (type I), paraconule-protocone separation (type II), and a metaconule-derived pseudohypocone (type III) (Bai, Meng, Mao, Zhang, & Wang, 2019; Holbrook, 2015). The premolar molarization in most perissodactyls was initiated by the type I pattern, which means that the hypocone developed from a crista posterior to the protocone (endoprotocrista) (Holbrook, 2015). However, the P2-4 of deperetellid tapiroids, the P3 of the Eocene equids, and the P2 of the hyrachyid *Metahyrachyus* adopted the type II pattern, which entails the separation of the paraconule from the protocone, and the paraconule is enlarged and lingually extended (Bai et al., 2019). Only amynodontid rhinocerotoids had the type III pattern, where the metaconule is separated from the protocone and is lingually extended (Bai et al., 2019). In contrast, the molar hypocones evolved either from the postprotocingulum, as in most eutherians, or from the metaconule, as in artiodactyls (Hunter & Jernvall, 1995).

2.2 | Hypsodonty

Different methods for calculating the Hypsodonty Index (HI) have been proposed (Fortelius et al., 2002; Janis, Damuth, & Theodor, 2002; MacFadden, 1992; Van Valen, 1960), but all entail the comparison of the unworn tooth crown height with some other dental linear measurement. Here, we follow Fortelius et al. (2002) in using HI as a ratio of height to length of the second molar (upper or low), although the deficiency of using length instead of width has been noticed (Damuth & Janis, 2011). Three classes of hypsodonty were proposed by Fortelius et al. (2002) based on the following criteria: brachydont teeth with a ratio of less than 0.8 (assigned a value of 1); mesodont teeth with a ratio of 0.8–1.2 (assigned a value of 2); and hypsodont teeth with a ratio of greater than 1.2 (assigned a value of 3). For the Neogene perissodactyls from Asia, the classes

of hypsodonty for almost all genera can be found in the NOW (New and Old World) database (NOW: <http://www.helsinki.fi/science/now/>) (Appendix Tables A1 and A4). However, data for the classes of hypsodonty of Paleogene perissodactyls in Asia are almost entirely lacking. We considered all Eocene perissodactyls to have brachydont teeth except for the amynodontids *Huananodon* (mesodont) (You, 1977) and *Hypsamynodon* (hypsodont) (Gromova, 1954).

2.3 | Taxa selection

The Paleogene Asian faunas and comparisons were mainly based on references from the literature (Li & Ting, 1983; Russell & Zhai, 1987; Tong, Zheng, & Qiu, 1995; Wang et al., 2019). The Neogene Asian faunas were mainly based on Savage and Russell (1983) with updated data from Deng, Hou, and Wang (2019a) and Qiu et al. (2013). Indeterminate taxon identifications and taxonomic modifications such as "cf." or "?" or some cases of "sp." were ignored in our analyses. If more than one species of a genus was known from an ALMA, the type species of the genus was selected; otherwise, the most common and well-preserved species was selected if the type species of the genus was absent during the period in Asia. If intraspecific variation was present, the characteristics of the dentition of the holotype were followed. In the middle Miocene, four genera of elasmotheres were considered to be synonyms of *Hispanotherium* (Deng & Chen, 2016); however, we treated them all as valid genera pending the discovery of more complete material. The subgenera of *Hipparion* from the late Neogene have been elevated to generic levels in recent analyses (Bernor, Wang, Liu, Chen, & Sun, 2018; Sun, Zhang, Liu, & Bernor, 2018a), and we followed this taxonomy.

3 | RESULTS AND DISCUSSION

Taking advantages of the updated Cenozoic timescale in China (Deng et al., 2019a; Wang et al., 2019), and revisions of perissodactyl fossils from China (Bai, Wang, Li, et al., 2018; Deng & Chen, 2016), we compiled a count of the genera of the Cenozoic perissodactyls from Asia and calculated their premolar molarization values (Figures 2 and 3) (Appendix Tables A1 and A3). In general, perissodactyl generic diversity fluctuated in relation to paleoclimatic changes (Bai, Wang, Li, et al., 2018; Zachos, Dickens, & Zeebe, 2008). At the beginning of the early Eocene, perissodactyls had a relatively high diversity, which is consistent with the notion that different lineages of perissodactyls diverged as early as the earliest Eocene during Paleocene–Eocene Thermal Maximum (PETM) (Bai, Wang, & Meng, 2018b). An abrupt increase of diversity from the Arshantan to the Irindmanhan is likely related to the rising temperatures of the Mid-Eocene Climatic Optimum (MECO), but the high diversity in the Irindmanhan may be biased by the overestimation of generic numbers (Bai, Wang, Li, et al., 2018). Deperetellids, helaletids, and paraceratheriids attained a relatively high or the maximum degree of premolar molarization (mean values ranging from 2.5 to 4.7) in the middle Eocene ALMA, the

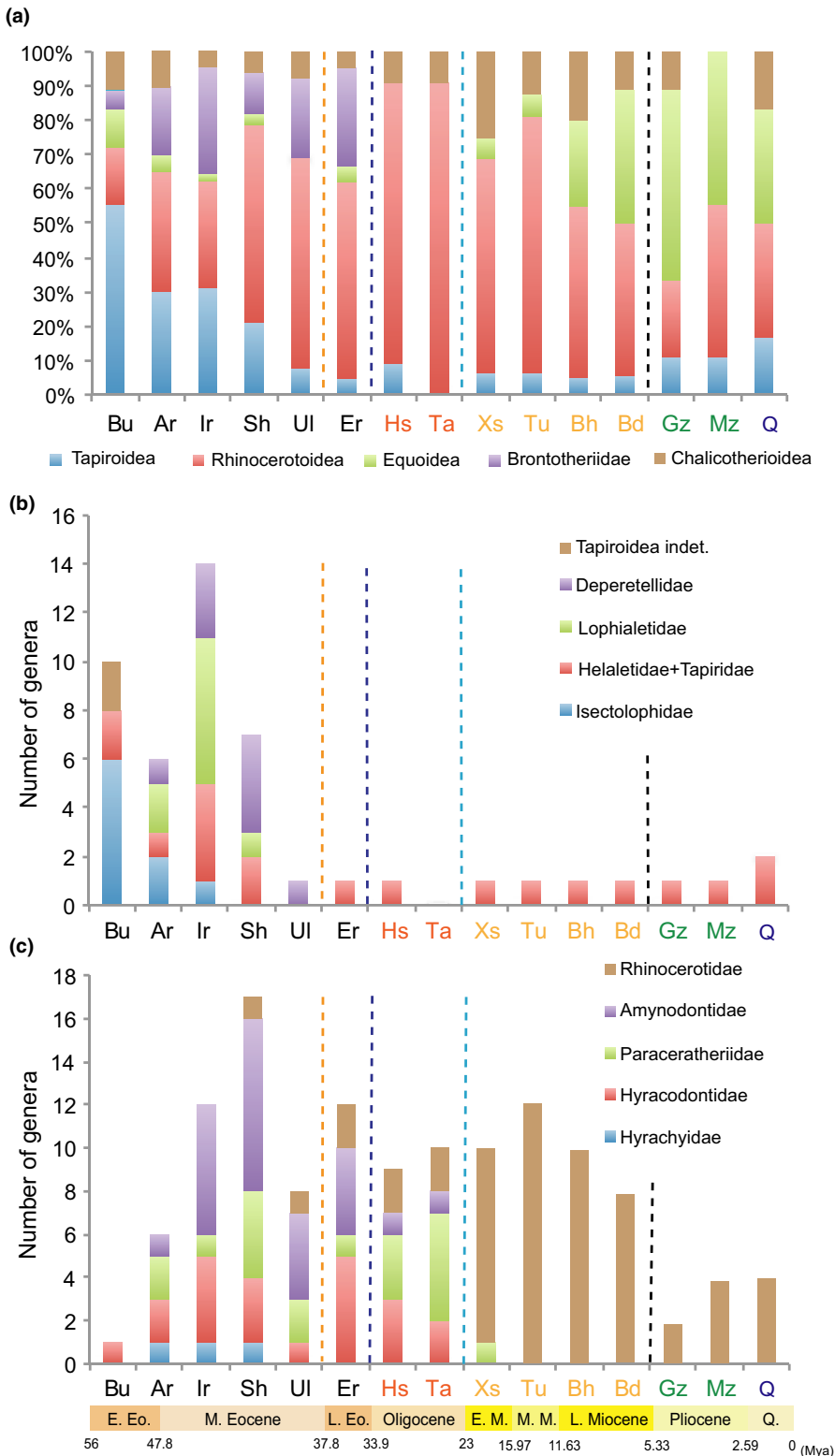
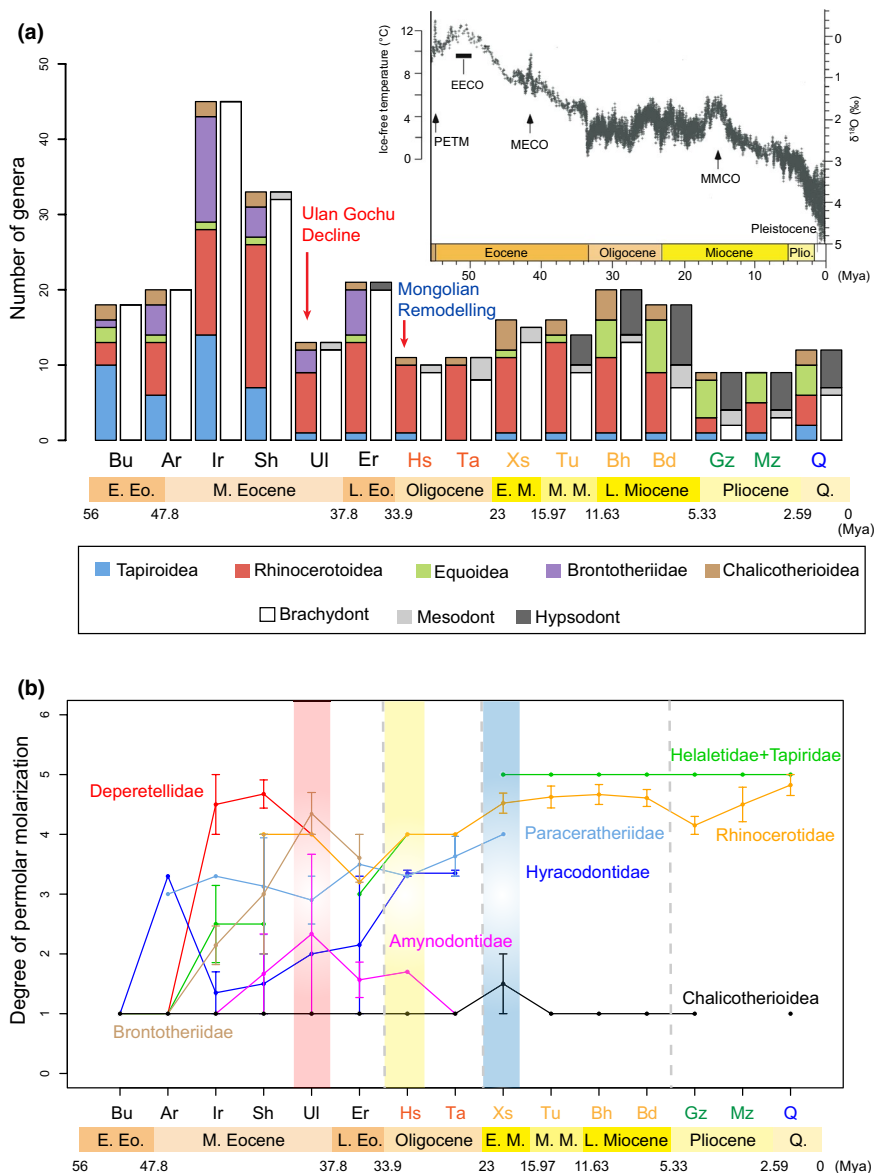


FIGURE 2 Asian perissodactyl composition (in percentage of genera) and diversity of Tapiroidea and Rhinoceroidea during the Cenozoic. (a) Histogram showing the composition of five main groups of perissodactyls during the Cenozoic in Asia. (b) Histogram showing the diversity and composition of Asian Tapiroidea during the Cenozoic. (c) Histogram showing the diversity and composition of Asian Rhinoceroidea during the Cenozoic. Bu, Bumbanian; Ar, Arshantan; Ir, Irдинmanhan; Sh, Sharamurunian; Ul, Ulangochuan; Er, Ergilian; Hs, Hsandaglian; Ta, Tabenbulukian; Xs, Xiejian and Shanwangian; Tu, Tunggurian; Bh, Baean; Bd, Baodean; Gz, Gaozhuangian; Mz, Mazegouan; Q, Quaternary

Irдинmanhan and Sharamurunian (Figure 3b) (Appendix Table A4); this may reflect an increasing ability to process larger amounts of low quality vegetation and the adoption of a relatively more open habitat (Bai, Wang, Li, et al., 2018; Bai, Wang, & Meng, 2018c; Gong et al., 2019, 2020), following the temperature decline after the MECO and the intense of seasonality (Figueirido, Janis, Perez-Claros,

De Renzi, & Palmqvist, 2012; Janis, 1989). However, the degree of premolar molarization shows a degree of fluctuation rather than an average sustained increase at the family level during the Paleogene. It is noteworthy that a few amynodontids possessed mesodont or hypsodont teeth in the middle-late Eocene, when artiodactyls with teeth that were more lophodont and higher-crowned (e.g., the

FIGURE 3 Cenozoic Perissodactyl diversity in Asia and the degree of premolar molarization in different perissodactyl lineages. (a) Perissodactyl diversity and dental hypsodonty in relation to global climatic change (modified from Zachos et al. (2008)) with the most conspicuous decrease of diversity occurring during the latest middle Eocene (“Ulan Gochu Decline”); (b) degree of premolar molarization as represented by the mean value and standard error in different perissodactyl lineages during the Cenozoic in Asia. Equoids are excluded because they were scarce in Asia during the Paleogene. The red, yellow, and blue bars show the time periods of the “Ulan Gochu Decline,” “Mongolian Remodelling,” and the beginning of the Neogene, respectively. The degree of premolar molarization is assigned into five categories (Qiu & Wang, 2007): nonmolariform (1), premolariform (2), submolariform (3), semimolariform (4), and molariform (5). EECO, Early Eocene Climatic Optimum; MECO, Mid-Eocene Climatic Optimum; MMCO, Mid-Miocene Climatic Optimum; and PETM, Paleocene–Eocene Thermal Maximum. The abbreviations along the horizontal axis are Asian Land Mammal Ages as in Figure 2



oreodont *Leptauchenia* and the hypertragulid *Hypisodus*) also appeared in North America (Janis, 2000). After the Irdivmanhan, the tapiroid-dominant perissodactyl faunas were gradually replaced by the rhinocerotoid-dominant ones (Figure 2a–c), and the diversity of perissodactyls generally decreased. However, the most conspicuous event occurred between the Sharamuruvian and the Ulangochuan (~39.9 Mya), rather than at the Eocene–Oligocene transition (EOT) (33.9 Mya), when the generic diversity of perissodactyls was reduced from around 33 to 13 (Figure 3a): Lophialetid tapiroids became extinct, deperetellids were reduced from four genera to a single genus (Figure 2b), and rhinocerotoids also suffered (Figure 2c). Similarly, the entire mammalian fauna from China showed a similar abrupt decrease after the Sharamuruvian in terms of number of both species and genera (Wang, Meng, Ni, & Li, 2007). We named this event the “Ulan Gochu Decline,” which is likely comparable to the contemporaneous post-Uintan decline of the North American land fauna (Berggren & Prothero, 1992; Prothero, 1994; Stucky, 1990

and the beginning of the White River Chronofauna in the late Duchesnean (Woodburne, 2004). The mammalian fauna turnover in the late Duchesnean was considered to have had more influence on the North American fauna than did events at the EOT (Berggren & Prothero, 1992; Meng & McKenna, 1998). The “Ulan Gochu Decline” was probably related to the sustained cooling following the MECO. The diversity of perissodactyls somewhat increased in the late Eocene (Ergilian) when the temperature rose again slightly (Figure 3a).

The Asian mammalian fauna turnover during the EOT is known as the “Mongolian Remodelling,” with the perissodactyl-dominant fauna replaced by the rodent/lagomorph-dominant fauna, a turnover that was attributed to the dramatic drop of temperature at the end of the Eocene (Meng & McKenna, 1998). Recent integrated analyses, however, suggest that the faunal turnover predated the Eocene–Oligocene boundary (Wasilijeff et al., 2020). The climatic deterioration during the EOT also affected primates in southern Asia,

favoring the survival of strepsirhines over haplorhines (Ni, Li, Li, & Beard, 2016). In North America, primates (all nonanthropoids) were in decline through the middle Eocene and were essentially extinct by the late Eocene, although a single taxon is known from the latest Oligocene/earliest Miocene (Gunnell, Rose, & Rasmussen, 2008). Among perissodactyls, only brontotheres went extinct during the transition in Asia, as they did in North America (Figures 2a and 3a). The mean value of premolar molarization in hyracodontids gradually increased from 1.4 in the middle Eocene to 3.4 in the late Oligocene, approaching a moderate extent before their extinction by the end of Oligocene (Figure 3b) (Appendix Table A2). Amynodontids reached a peak of premolar molarization in the late middle Eocene with a relatively low value (mean value 2.3), which then decreased gradually to the lowest value (value 1) by the end of the Oligocene before their extinction (Figure 3b). In contrast, paraceratheriids, rhinocerotids, and tapirids, which had higher values of premolar molarization (>3), all survived into the Neogene (Figure 3b), with the implication that this greater degree of premolar molarization contributed to their advantage over those with lower values during the Oligocene/Miocene transition. In addition, premolar molarization type I was likely more advantageous than types II and III, as inferred from the fact that the groups with latter two types of dentitions went extinct before the end of the Paleogene, while almost all perissodactyls with type I dentitions survived into Neogene. Furthermore, the cascade of premolar molarization in a species varied in different groups, such as the premolars of paraceratheres becoming molarized from anterior to posterior teeth (Qiu & Wang, 2007), whereas those of tapiroids took place from posterior to anterior teeth.

In short, the Eocene mammal faunas from Asia showed two pulses of decline in diversity that may be related to global climatic changes. The first one (the "Ulan Gochu Decline"), comparable to the post-Uintan decline of North American land fauna, took place after the MECO when temperatures declined slowly, and was reflected most clearly in changes in the diversity of perissodactyls. The second one (the "Mongolian Remodelling"), comparable to the European "Grande Coupure," was at the EOT and may have been a response to the sudden global drop of temperature. It is noteworthy that the endemic Asian taxa sporadically dispersed to North America during the Paleogene, but there was apparently little dispersal in the opposite direction (Beard, 1998). A very few taxa of Asian perissodactyls, such as early equids and palaeotheres, are considered to have dispersed from North America or Europe to Asia during the Paleogene (Bai, 2017; Bai et al., 2018b; Woodburne, 2004), so the immigrants would have had limited impact on the Paleogene Asian perissodactyl diversity.

In the early Miocene, rhinocerotids replaced paraceratheriids and dominated the perissodactyl groups (Figure 2c). The Chinese rhinocerotid diversity and responses to the Neogene climatic change have been investigated by Deng and Chen (2016) and Deng and Downs (2002), and it is not necessary to replicate them here. However, the following statements need to be addressed: The appearance of the rhinocerotid *Hispanotherium* with hypsodont teeth in the middle Miocene indicates a more abrasive diet and a slightly more open and

drier habitat, which is enhanced in the late Miocene with the spread of Old World savanna palaeobiome (Kaya et al., 2018). The decrease of rhinocerotid diversity and the rise of equid diversity during the mid-late Miocene transition have been mainly attributed to the cooling event and the dispersal of hipparionine equids from North America to Eurasia in the late Miocene (MacFadden, 1992). During the late Miocene, the hypsodont equids and rhinocerotids coexisted with brachydont or mesodont ones (Figure 3a; Appendix Table A1), but the proportion of hypsodont groups gradually increased. The decreased diversity of rhinocerotids in the early Pliocene was probably due to the expansion of C_4 grasses (Han, Wang, & Liu, 2002), although the climate was relatively warm and humid except in the high altitude, cold Tibetan Plateau (Deng et al., 2019b). The hypsodont equids became the dominant taxa among perissodactyl groups in the Pliocene (Figure 3a; Appendix Table A1). In addition, the distribution of Chinese mammals has also been influenced by the East Asian Monsoon (Qiu & Li, 2005), which was probably initiated in the Eocene and intensified in the late Miocene, driven by the uplift of the Tibetan Plateau (Qiu & Li, 2005; Quan et al., 2014). The degree of premolar molarization in tapirids, rhinocerotids, and equids remained high (mean value >4.2) and virtually stable through the Neogene, and the main modification of the teeth in the latter two clades lay in increasing the height of the molar/premolar crowns and the complexity of the occlusal enamel (Figure 3, Appendix Table A4) (Deng & Chen, 2016; Famoso, Davis, Feranec, Hopkins, & Price, 2016; Fortelius et al., 2002; Simpson, 1951). Paraceratheriids, with a relatively lesser degree of premolar molarization and persistently mesodont teeth, disappeared after the early Miocene, possibly related to the competition from proboscideans and their effects on the environment (Prothero, 2013).

Among perissodactyls, chalicotheres were conservative with almost unmolarized premolars, and they had a relatively low diversity from the early Eocene to the early Pleistocene (Figure 3). Their extinction in the Plio-Pleistocene may be attributed to climatic change.

To investigate the evolution and relationships of variable degrees of premolar molarization among different perissodactyl lineages, mean values of premolar molarization degrees at ancestral nodes were reconstructed on a phylogenetic tree of Perissodactyla by a parsimonious criterion (Figure 4). The mean values at the ancestral nodes generally increased from the basal nodes to more derived nodes. The mean value at the equoid ancestral node (Node A) is low and then increased in later equoids. Chalicotheres and brontotheres diverged from a common ancestor (Node B) with a low mean value. Among Ceratomorpha (Node C), the stem taxa Isectolophidae and Lophialetidae had low mean values, and their premolars remained unmolarized, while the common ancestor of crown Ceratomorpha (Node D) had an increasing degree of premolar molarization. The mean value of premolar molarization increased toward the Tapiridae–Deperetellidae clade from the ancestral node with the Helaletidae (Node E), and Deperetellidae was the first group to evolve a relatively high degree of premolar molarization. Among Rhinoceroidea (Node F), the mean values of premolar molarization were relatively low in basal Hyrachyidae and Hyracodontidae and gradually increased in

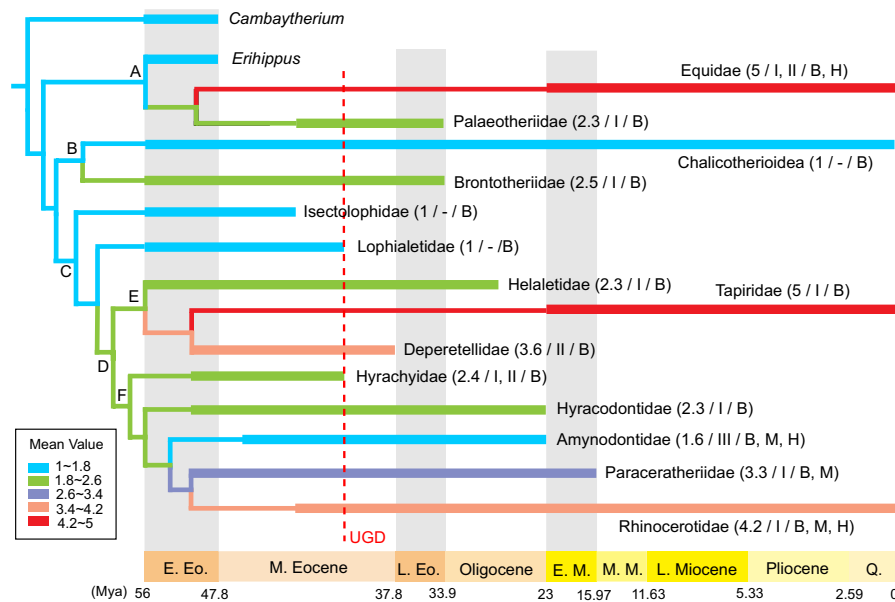


FIGURE 4 Phylogeny and distribution of perissodactyls from Asia showing the ancestral mean values of degrees of premolar molarization. A proposed phylogeny of Perissodactyla was combined from McKenna and Bell (1997), Rose et al. (2014), and updated data. Each family name is followed by information (in parentheses) listing (separated by slashes): the mean value of premolar molarization, the pattern of premolar molarization, and the hypsodonty level. The ancestral mean values were reconstructed using the parsimonious criterion with the linear cost assumption in Mesquite 3.6 (Maddison & Maddison, 2018). The letters from A to E at the nodes refer to the following clades: A for Equoidea, B for Selenida, C for Ceratomorpha, D for crown Ceratomorpha, E for Tapiroidea, and F for Rhinoceroidea. B, brachyodont; M, Mesodont; H, Hypsodont; UGD, “Ulan Gochu Decline.”

the lineage leading to the Paraceratheriidae and Rhinocerotidae. However, Amynodontidae had a decreasing mean value from the ancestral node. The explanation for this reverse is uncertain and would be resolved by better data on basal taxa and a more comprehensive phylogenetic analysis of Perissodactyla in near future.

4 | CONCLUSIONS

Different patterns of premolar molarization likely played an important role in patterns of perissodactyl diversity in concert with global climatic changes during the Cenozoic in Asia. Most perissodactyls with a relatively higher degree of premolar molarization, and with this molarization formed by the hypocone, survived into Neogene; whereas those with less molarized premolars, and with molarization initiated by the deformation of existing ridges and cusps, went extinct by the end of Oligocene. Although perissodactyl diversity has generally declined since the early middle Eocene, the most conspicuous decrease (the Ulan Gochu Decline) occurred during the latest middle Eocene rather than at the Eocene–Oligocene boundary in Asia, as conventionally thought. However, whether this event also impacted other fossil mammals in Asia needs further investigation.

ACKNOWLEDGMENTS

Funding was provided by grants from the National Natural Science Foundation of China (41672014), the Strategic Priority Research

Program of Chinese Academy of Sciences (grant no. XDB26000000), Youth Innovation Promotion Association CAS (2017101), China Scholarship Council, Geological Investigation Project of the China Geological Survey (DD20190009), and the Frick Fund from the Division of Paleontology, American Museum of Natural History. We thank Zhan-Xiang Qiu, J. Hooker, L. Holbrook, M. Coombs, Tao Deng, Ying-Qi Zhang, and Bo-Yang Sun for discussion. We are grateful to Yong Xu for the drawing of Figure 1. Thanks to two anonymous reviewers for constructive comments that greatly improve this manuscript.

CONFLICT OF INTEREST

None declared.

AUTHOR CONTRIBUTIONS

Bin Bai: Data curation (equal); formal analysis (equal); funding acquisition (equal); investigation (equal); methodology (equal); project administration (equal); software (lead); visualization (lead); writing—original draft (lead); writing—review and editing (lead). **Jin Meng:** Methodology (equal); project administration (equal); supervision (equal); writing—original draft (supporting). **Christine M. Janis:** Formal analysis (equal); investigation (equal); methodology (equal); writing—original draft (supporting); writing—review and editing (supporting). **Zhao-Qun Zhang:** Data curation (equal); formal analysis (equal); funding acquisition (equal); methodology (equal). **Yuan-Qing Wang:** Funding acquisition (equal); project administration (equal); supervision (equal).

DATA AVAILABILITY STATEMENT

All relevant data are within the manuscript and Appendix 1.

ORCID

Bin Bai  <https://orcid.org/0000-0003-4394-8689>

REFERENCES

- Ackermans, N. (2020). The history of mesowear: A review. *PeerJ*, 8, e8519. <https://doi.org/10.7717/peerj.8519>
- Antoine, P.-O., & Welcomme, J.-L. (2000). A new rhinoceros from the lower Miocene of the Bugti Hills, Baluchistan, Pakistan: The earliest Elasmotheriine. *Palaeontology*, 43(5), 795–816. <https://doi.org/10.1111/1475-4983.00150>
- Antunes, M., & Ginsburg, L. (1983). Les rhinocerotides du Miocene de Lisbonne-systematique, ecologie, paleobiogeographie, valeur stratigraphique. *Ciencias Da Terra (UNL)*, 7, 17–98.
- Bai, B. (2017). Eocene Pachynolophinae (Perissodactyla, Palaeotheriidae) from China, and their palaeobiogeographical implications. *Palaeontology*, 60(6), 837–852. <https://doi.org/10.1111/pala.12319>
- Bai, B., Meng, J., Mao, F.-Y., Zhang, Z.-Q., & Wang, Y.-Q. (2019). A new early Eocene deperetellid tapiroid illuminates the origin of Deperetellidae and the pattern of premolar molarization in Perissodactyla. *PLoS ONE*, 14(11), 1–26. <https://doi.org/10.1371/journal.pone.0225045>
- Bai, B., & Wang, Y. Q. (2012). *Proeggsodon* gen. nov., a primitive Eocene eggysodontine (Mammalia, Perissodactyla) from Erden Obo, Siziwangqi, Nei Mongol, China. *Vertebrata Palasiatica*, 50(3), 204–218.
- Bai, B., Wang, Y. Q., Li, Q., Wang, H. B., Mao, F. Y., Gong, Y. X., & Meng, J. (2018). Biostratigraphy and diversity of Paleogene perissodactyls from the Erlan Basin of Inner Mongolia, China. *American Museum Novitates*, 3914, 1–60. <https://doi.org/10.1206/3914.1>
- Bai, B., Wang, Y. Q., Mao, F. Y., & Meng, J. (2017). New material of Eocene Helaletidae (Perissodactyla, Tapiroidea) from the Irdin Manha Formation of the Erlan Basin, Inner Mongolia, China and comments on related localities of the Huheboerhe Area. *American Museum Novitates*, 3878(3878), 1–44. <https://doi.org/10.1206/3878.1>
- Bai, B., Wang, Y. Q., & Meng, J. (2010). New craniodental materials of *Litolophus gobiensis* (Perissodactyla, "Eomoropidae") from Inner Mongolia, China, and phylogenetic analyses of Eocene chalicotheres. *American Museum Novitates*, 3688, 1–27.
- Bai, B., Wang, Y. Q., & Meng, J. (2018b). The divergence and dispersal of early perissodactyls as evidenced by early Eocene equids from Asia. *Communications Biology*, 1(115), 1–10. <https://doi.org/10.1038/s42003-018-0116-5>
- Bai, B., Wang, Y. Q., & Meng, J. (2018c). Postcranial morphology of Middle Eocene deperetellid *Teleolophus* (Perissodactyla, Tapiroidea) from Shara Murun region of the Erlan Basin, Nei Mongol, China. *Vertebrata Palasiatica*, 56(3), 193–215. <https://doi.org/10.19615/j.cnki.1000-3118.171214>
- Bai, B., Wang, Y., Meng, J., Li, Q., & Jin, X. (2014). New Early Eocene basal tapiromorph from Southern China and Its phylogenetic implications. *PLoS ONE*, 9(10), 1–9. <https://doi.org/10.1371/journal.pone.0110806>
- Bai, B., Wang, Y. Q., & Zhang, Z. Q. (2018d). The late Eocene hyracodontid perissodactyl *Ardynia* from Saint Jacques, Inner Mongolia, China and its implications for the potential Eocene-Oligocene boundary. *Palaeoworld*, 27(2), 247–257. <https://doi.org/10.1016/j.palwor.2017.09.001>
- Beard, K. C. (1998). East of Eden: Asia as an important center of taxonomic origination in mammalian evolution. In K. C. Beard, & M. R. Dawson (Eds.), *Dawn of the Age of Mammals in Asia*, *Bulletin of Carnegie Museum of Natural History* (Vol. 34, pp. 5–39).
- Beliayeva, E. I. (1952). Primitive rhinocerotoids of Mongolia. *Trudy Paleontologicheskogo Instituta. Akademiya Nauk SSSR*, 41, 120–143.
- Beliayeva, E. I. (1954). New materials of Tertiary rhinocerotoids of Kazakhstan. *Trudy Paleontologicheskogo Instituta, Akademiya Nauk SSSR*, 47, 24–54.
- Berggren, W. A., & Prothero, D. R. (1992). Eocene-Oligocene climatic and biotic evolution: An overview. In W. A. Berggren, & D. R. Prothero (Eds.), *Eocene-Oligocene climatic and biotic evolution* (pp. 1–28). Princeton, NJ: Princeton University Press.
- Bernor, R., Wang, S., Liu, Y., Chen, Y., & Sun, B. (2018). *Shanxihippus dermatorhinus* comb. nov. with comparisons to Old World hipparioids with specialized nasal apparatus. *Rivista Italiana Di Paleontologia E Stratigrafia*, 124, 361–386.
- Biryukov, M. D. (1972). New data on the tapiroid (Tapiroidea) fauna of Kazakhstan. *Teriologiya*, 1, 160–171.
- Borissiak, A. A. (1915). On the remains of *Epiacetherium turgaicum* n. sp. *Bulletin of the Imperial Academy of Sciences, Moscow*, 1(3), 781–787.
- Borissiak, A. (1918). On the remains of a lophodontoid ungulate from the Oligocene deposits of Turgai. *Annales De La Société Paléontologique Russie*, 2, 27–31.
- Borissiak, A. A. (1920). On the remains of Chalicotherioidea from the Oligocene of Turgai. *Bulletin de l'Académie impériale des sciences de St.-Petersbourg, Série 6*, 13, 687–710.
- Borissiak, A. (1944). *Aceratherium aralense* n. sp. *Doklady Akademiye Nauk SSSR*, 43, 30–32.
- Borissiak, A. A. (1946). A new chalicothere from the Tertiary of Kazakhstan. *Trudy Paleontologicheskovo Instituta, Akademia Nauk SSSR*, 13, 1–134.
- Butler, P. M. (1952). Molarization of the premolars in the Perissodactyla. *Proceedings of the Zoological Society of London*, 121(4), 819–843.
- Butler, P. M. (1965). Fossil mammals of Africa No. 18: East African Miocene and Pleistocene chalicotheres. *Bulletin of the British Museum (Natural History)*, 10, 163–237.
- Cerdeño, E. (1996). Rhinocerotidae from the Middle Miocene of the Tung-gur Formation, Inner Mongolia (China). *American Museum Novitates*, 3184, 1–43.
- Chen, G. F. (1977). A new genus of Iranotheriinae of Ningxia. *Vertebrata Palasiatica*, 15(2), 143–147.
- Chen, G., & Wu, W. (1976). Miocene mammalian fossils of Jiulongkou, Ci Xian district, Hebei. *Vertebrata Palasiatica*, 14(1), 6–15.
- Chen, S. K., Deng, T., He, W., & Chen, S. Q. (2012). A new species of Chalicotheriinae (Perissodactyla, Mammalia) from the late Miocene in the Linxia Basin of Gansu, China. *Vertebrata Palasiatica*, 50(1), 53–73.
- Chow, M. C. (1957). On some Eocene and Oligocene mammals from Kwangsi and Yunnan. *Vertebrata Palasiatica*, 1(3), 201–214.
- Chow, M. C. (1958). Some Oligocene mammals from Lunan, Yunnan. *Vertebrata Palasiatica*, 2(4), 263–266.
- Chow, M. C., & Hu, C. C. (1959). A new species of *Parabrontops* from the Oligocene of Lunan, Yunnan. *Acta Palaeontologica Sinica*, 7(2), 85–88.
- Chow, M. C., Li, C. K., & Zhang, Y. P. (1973). Late Eocene Mammalian faunas of Honan and Shansi with notes on some vertebrate fossils collected therefrom. *Vertebrata Palasiatica*, 11(2), 165–181.
- Chow, M. C., & Xu, Y. X. (1961). New primitive true rhinoceroses from the Eocene of Iliang, Yunnan. *Vertebrata Palasiatica*, 5(4), 291–304.
- Chow, M. C., & Xu, Y. X. (1965). Amynodonts from the upper Eocene of Honan and Shansi. *Vertebrata Palasiatica*, 9(2), 190–204.
- Chow, M. C., Xu, Y. X., & Zhen, S. N. (1964). *Amynodon* from the Eocene of Lunan, Yunnan. *Vertebrata Palasiatica*, 8(4), 355–360.
- Chow, M. C., Zhang, Y. P., & Ding, S. Y. (1974). Some Early Tertiary Perissodactyla from Lunan Basin, E. Yunnan. *Vertebrata Palasiatica*, 12(4), 262–273.
- Clauss, M., Nunn, C., Fritz, J., & Hummel, J. (2009). Evidence for a tradeoff between retention time and chewing efficiency in large mammalian

- herbivores. *Comparative Biochemistry and Physiology Part A: Molecular & Integrative Physiology*, 154(3), 376–382.
- Colbert, E. H. (1934). Chalicotheres from Mongolia and China in the American Museum. *Bulletin of American Museum of Natural History*, 67, 353–387.
- Colbert, E. H. (1935). Siwalik mammals in the American Museum of Natural History. *Transactions of the American Philosophical Society*, 26, i–x and 1–401. <https://doi.org/10.2307/1005467>
- Colbert, E. H. (1938). Fossil mammals from Burma in the American Museum of Natural History. *Bulletin of the American Museum of Natural History*, 74(6), 255–436.
- Colbert, E. H. (1939). A new anchitheriine horse from the Tung Gur Formation of Mongolia. *American Museum Novitates*, 1019, 1–9.
- Colbert, E. H., & Brown, B. (1934). A new rhinoceros from the Siwalik beds of India. *American Museum Novitates*, 749, 1–13.
- Colbert, E., & Hooijer, D. (1953). Pleistocene mammals from the limestone fissures of Szechuan, China. *Bulletin of the American Museum of Natural History*, 102, 1–134.
- Damuth, J., & Janis, C. M. (2011). On the relationship between hypsodonty and feeding ecology in ungulate mammals, and its utility in palaeoecology. *Biological Reviews*, 86(3), 733–758. <https://doi.org/10.1111/j.1469-185X.2011.00176.x>
- Dashzeveg, D. (1979). On an archaic representative of the equoids (Mammalia, Perissodactyla) from the Eocene of central Asia. *Transactions of the Joint Soviet-Mongolian Paleontological Expedition*, 8, 10–22.
- Dashzeveg, D. (1991). Hyracodontids and rhinocerotids (Mammalia, Perissodactyla, Rhinocerotidae) from the Paleogene of Mongolia. *Palaeovertebrata*, 21(1–2), 1–84.
- De Bonis, L. (1995). The Le Garouillas and contemporaneous (Oligocene, MP 25) localities from the phosphorites of Quercy (Lot, Tarn-et-Garonne, France), and their vertebrate faunas: 9. Perissodactyla: Amynodontidae. *Palaeontographica Abteilung A Palaeozoologie-Stratigraphie*, 236(1–6), 157–175.
- Deng, T. (2001a). New materials of *Chilotherium wimani* (Perissodactyla, Rhinocerotidae) from the Late Miocene of Fugu, Shaanxi. *Vertebrata Palasiatica*, 39(2), 129–138.
- Deng, T. (2001b). New remains of *Parelasmotherium* (Perissodactyla, Rhinocerotidae) from the late Miocene in Dongxiang, Gansu, China. *Vertebrata Palasiatica*, 39(4), 306–311.
- Deng, T. (2002). The earliest known woolly rhino discovered in the Linxia Basin, Gansu Province, China. *Geological Bulletin of China*, 21(10), 604–608.
- Deng, T. (2005a). New cranial material of *Shansirhinus* (Rhinocerotidae, Perissodactyla) from the Lower Pliocene of the Linxia Basin in Gansu, China. *Geobios*, 38(3), 301–313.
- Deng, T. (2005b). New discovery of *Iranotherium morgani* (Perissodactyla, Rhinocerotidae) from the Late Miocene of the Linxia Basin in Gansu, China, and its sexual dimorphism. *Journal of Vertebrate Paleontology*, 25(2), 442–450.
- Deng, T. (2006a). Neogene rhinoceroses of the Linxia Basin (Gansu, China). *Courier-Forschungsinstitut Senckenberg*, 256, 43–56.
- Deng, T. (2006b). A primitive species of *Chilotherium* (Perissodactyla, Rhinocerotidae) from the late Miocene of the Linxia Basin (Gansu, China). *Cainozoic Research*, 5(1/2), 93–100.
- Deng, T. (2007). Skull of *Parelasmotherium* (Perissodactyla, Rhinocerotidae) from the upper Miocene in the Linxia Basin (Gansu, China). *Journal of Vertebrate Paleontology*, 27(2), 467–475.
- Deng, T. (2008). A new elasmothere (Perissodactyla, Rhinocerotidae) from the late Miocene of the Linxia Basin in Gansu, China. *Geobios*, 41(6), 719–728. <https://doi.org/10.1016/j.geobios.2008.01.006>
- Deng, T. (2012). A skull of *Hipparion (Proboscoidipparion) sinense* (Perissodactyla, Equidae) from Longdan, Dongxiang of Northwestern China—Addition to the Early Pleistocene Longdan Mammalian Fauna (3). *Vertebrata Palasiatica*, 50(1), 74–84.
- Deng, T., & Chen, Y. (2016). *Chinese Neogene rhinoceroses*. Shanghai, China: Shanghai Scientific & Technical Publishers.
- Deng, T., & Downs, W. (2002). Evolution of Chinese Neogene Rhinocerotidae and its response to climatic variations. *Acta Geologica Sinica*, 76(2), 139–145. <https://doi.org/10.1111/j.1755-6724.2002.tb00080.x>
- Deng, T., & Gao, F. (2006). Perissodactyla. In G. Q. Qi, & W. Dong (Eds.), *Lufengpithecus hudiensis Site* (pp. 188–195, 334–335). Beijing, China: Science Press.
- Deng, T., He, W., & Chen, S. (2008). A new species of the Late Miocene *Tapirus* (Perissodactyla, Tapiridae) from the Linxia Basin in Gansu, China. *Vertebrata Palasiatica*, 46(3), 190–209.
- Deng, T., Hou, S., & Wang, S. (2019a). Neogene integrative stratigraphy and timescale of China. *Science China Earth Sciences*, 62(1), 310–323. <https://doi.org/10.1007/s11430-017-9155-4>
- Deng, T., & Qiu, Z. (2007). First discovery of *Diceros* (Perissodactyla, Rhinocerotidae) in China. *Vertebrata Palasiatica*, 45(4), 287–306.
- Deng, T., Wang, X., Fortelius, M., Li, Q., Wang, Y., Tseng, Z. J., ... Xie, G. (2011). Out of Tibet: Pliocene woolly rhino suggests high-plateau origin of ice Age megaherbivores. *Science*, 333(6047), 1285–1288. <https://doi.org/10.1126/science.1206594>
- Deng, T., Wang, X., Wu, F., Wang, Y., Li, Q., Wang, S., & Hou, S. (2019b). Review: Implications of vertebrate fossils for paleo-elevations of the Tibetan Plateau. *Global and Planetary Change*, 174, 58–69. <https://doi.org/10.1016/j.gloplacha.2019.01.005>
- Evans, A. R., & Pineda-Munoz, S. (2018). Inferring mammal dietary ecology from dental morphology. In D. A. Croft, D. F. Su, & S. W. Simpson (Eds.), *Methods in paleoecology: Reconstructing Cenozoic terrestrial environments and ecological communities* (pp. 37–51). Cham, Switzerland: Springer International Publishing.
- Falconer, H. (1868). On *Chalicotherium sivalense*. In C. A. Murchison (Ed.), *Palaeontological Memoirs and Notes of the late Hugh Falconer, A. M* (Vol. 1, pp. 208–226). London, UK: M. D., Robert Hardwicke.
- Falconer, H., & Cautley, P. T. (1847). *Fauna Antiqua Sivalensis, being the fossil zoology of the Sewalik hills, in the north of India*. London, UK: Smith, Elder & Company.
- Famoso, N. A., Davis, E. B., Feranec, R. S., Hopkins, S. S. B., & Price, S. A. (2016). Are hypsodonty and occlusal enamel complexity evolutionarily correlated in ungulates? *Journal of Mammalian Evolution*, 23(1), 43–47. <https://doi.org/10.1007/s10914-015-9296-7>
- Figueirido, B., Janis, C. M., Perez-Claros, J. A., De Renzi, M., & Palmqvist, P. (2012). Cenozoic climate change influences mammalian evolutionary dynamics. *Proceedings of the National Academy of Sciences of the United States of America*, 109(3), 722–727. <https://doi.org/10.1073/pnas.1110246108>
- Fletcher, T. M., Janis, C. M., & Rayfield, E. J. (2010). Finite element analysis of ungulate jaws: Can mode of digestive physiology be determined? *Palaeontologia Electronica*, 13(3), 1–15.
- Forster-Cooper, C. (1920). Chalicotheroidea from Baluchistan. *Proceedings of the Zoological Society of London*, 90(3), 357–366. <https://doi.org/10.1111/j.1469-7998.1920.tb07076.x>
- Fortelius, M., Eronen, J., Jernvall, J., Liu, L., Pushkina, D., Rinne, J., ... Zhou, L. (2002). Fossil mammals resolve regional patterns of Eurasian climate change over 20 million years. *Evolutionary Ecology Research*, 4(7), 1005–1016.
- Franzen, J. L. (2010). *The rise of horses* (K. M. Brown, Trans.) (pp. 1–211). Baltimore, MD: The Johns Hopkins University Press.
- Gabounia, L. (1977). Contribution à la connaissance des Mammifères paléogènes du Bassin de Zaïssan (Kazakhstan central). *GEOBIOS*, 10, *Mémoire Spécial*, 1, 29–37. [https://doi.org/10.1016/S0016-6995\(77\)80004-1](https://doi.org/10.1016/S0016-6995(77)80004-1)
- Gabunia, L. K. (1951). Concerning chalicothere remains from Tertiary deposits of Georgia. *Bulletin of the Georgian National Academy of Sciences S.S.R.*, 12, 279–284.

- Gabunia, L. K. (1961). The Obayla fauna: The most ancient complex of fossil mammals of the USSR. *Soobshcheniya Akademii Nauk Gruzinskoy SSR*, 27(6), 711–713.
- Gabunia, L. K. (1964). *Benara fauna of Oligocene vertebrates* (pp. 1–266). Tbilisi, Georgia: Akad Nauk Gruzinskoy SSR, Institute of Paleobiology.
- Ginsburg, L. (1974). Les Rhinocérotoidea du Miocène de Sansan (Gers). *Comptes Rendus de l'Académie des Sciences De Paris*, 278(Série D), 597–600.
- Gong, Y.-X., Wang, Y.-Q., Mao, F.-Y., Bai, B., Li, Q., Wang, H.-B., ... Meng, J. (2020). Dietary reconstruction and palaeoecology of Eocene Lophialetidae (Mammalia: Tapiroidea) from the Erlian Basin of China: Evidence from dental microwear. *Historical Biology*, 1–12. <https://doi.org/10.1080/08912963.2020.1722660>
- Gong, Y. X., Wang, Y. Q., Wang, Y., Mao, F. Y., Bai, B., Wang, H. B., ... Meng, J. (2019). Dietary adaptations and palaeoecology of Lophialetidae (Mammalia, Tapiroidea) from the Eocene of the Erlian Basin, China: Combined evidence from mesowear and stable isotope analyses. *Palaeontology*, 1–18. <https://doi.org/10.1111/pala.12471>
- Granger, W., & Gregory, W. K. (1943). A revision of the Mongolian titanotheres. *Bulletin of American Museum of Natural History*, 80(10), 349–389.
- Gromova, V. (1954). Marsh rhinoceroses (Amynodontidae) of Mongolia. *Akademiya Nauk SSSR Trudy Paleontologicheskoy Institut*, 55, 85–189.
- Gromova, V. (1959). Giant rhinoceroses. *Trudy Paleontology Institut Akademii Nauk SSSR*, 71, 1–164.
- Gromova, V. (1960). New materials on Paleogene tapiroids of Asia. *Trudy Paleontologicheskogo Instituta. Akademiya Nauk SSSR*, 77, 79–107.
- Guan, J. (1988). The Miocene strata and mammals from Tongxin, Ningxia and Guanghe, Gansu. *Memoirs of the Beijing Natural History Museum*, 41, 1–21.
- Guan, J. (1993). Primitive elasmotherines from the Middle Miocene, Ningxia (northwestern China). *Memoirs of the Beijing Natural History Museum*, 53, 200–207.
- Gunnell, G. F., Rose, K. D., & Rasmussen, D. T. (2008). Euprimates. In C. M. Janis, G. F. Gunnell, & M. D. Uhen (Eds.), *Evolution of Tertiary mammals of North America* (pp. 239–261). Cambridge, UK: Cambridge University Press.
- Han, J. M., Wang, G. A., & Liu, T. S. (2002). Appearance of C4 plants and global changes. *Earth Science Frontiers*, 9(1), 233–241.
- Heissig, K. (1969). Die Rhinocerotidae (Mammalia) aus der oberoligozänen Spaltenfüllung von Gaimersheim bei Ingolstadt in Bayern und ihre phylogenetische Stellung. *Abhandlungen Der Bayerischen Akademie Der Wissenschaften, Mathematisch-Naturwissenschaftliche Klasse*, 138, 1–133.
- Heissig, K. (1974). Neue Elasmotherini (Rhinocerotidae, Mammalia) aus dem Obermiozän Anatoliens. *Mitteilungen Der Bayerische Staatssammlung Für Paläontologie Und Historische Geologie*, 14, 21–35.
- Holbrook, L. T. (2014). On the skull of *Radinskya* (Mammalia) and its phylogenetic position. *Journal of Vertebrate Paleontology*, 34(5), 1203–1215. <https://doi.org/10.1080/02724634.2014.854249>
- Holbrook, L. (2015). The identity and homology of the postprotocrista and its role in molarization of upper premolars of Perissodactyla (Mammalia). *Journal of Mammalian Evolution*, 22(2), 259–269. <https://doi.org/10.1007/s10914-014-9276-3>
- Holroyd, P. A., & Ciochon, R. L. (2000). *Bunobrontops savagei*: A new genus and species of brontotheriid perissodactyl from the Eocene Pondaung fauna of Myanmar. *Journal of Vertebrate Paleontology*, 20(2), 408–410.
- Hooker, J. J., & Dashzeveg, D. (2004). The origin of chalicotheres (Perissodactyla, Mammalia). *Palaeontology*, 47, 1363–1386.
- Hou, S., Deng, T., He, W., & Chen, S. (2007). New materials of *Sinohippus* from Gansu and Nei Mongol, China. *Vertebrata Palasiatica*, 45(3), 213–231.
- Huang, W., & Yan, D. (1983). New Material of Elasmotherini from Shennongjia, Hubei. *Vertebrata Palasiatica*, 21(3), 223–229.
- Huang, X. S. (1982). Preliminary observations on the Oligocene deposits and mammalian fauna from Alashan Zuoqi, Nei Monggol. *Vertebrata Palasiatica*, 20(4), 337–349.
- Huang, X. S., & Qi, T. (1982). Notes on late Eocene tapiroids from the Lunan Basin eastern Yunnan. *Vertebrata Palasiatica*, 20(4), 315–326.
- Huang, X. S., & Wang, J. W. (2002). Notes on Classification of mammals above the species *Hyrachyus* (Mammalia, Perissodactyla, Tapiroidea) from the Middle Eocene of Yunqu basin, Shanxi Province. *Vertebrata Palasiatica*, 40(3), 211–218.
- Hunter, J. P., & Jernvall, J. (1995). The hypocone as a key innovation in mammalian evolution. *Proceedings of the National Academy of Sciences of the United States of America*, 92(23), 10718–10722.
- Janis, C. M. (1989). A climatic explanation for patterns of evolutionary diversity in ungulate mammals. *Palaeontology*, 32(3), 463–481.
- Janis, C. M. (2000). Patterns in the evolution of herbivory in large terrestrial mammals: The Paleogene of North America. In H.-D. Sues (Ed.), *Evolution of herbivory in terrestrial vertebrates* (pp. 168–222). Cambridge, UK: Cambridge University Press.
- Janis, C. M., Damuth, J., & Theodor, J. M. (2002). The origins and evolution of the North American grassland biome: The story from the hoofed mammals. *Palaeogeography, Palaeoclimatology, Palaeoecology*, 177(1–2), 183–198.
- Jernvall, J., Hunter, J. P., & Fortelius, M. (1996). Molar tooth diversity, disparity, and ecology in Cenozoic ungulate radiations. *Science*, 274(5292), 1489–1492.
- Ji, X., Jablonski, N. G., Tong, H., Su Denise, F., Ebbestad Jan Ove, R., Liu, C., & Yu, T. (2015). *Tapirus yunnanensis* from Shuitangba, a terminal Miocene hominoid site in Zhaotong, Yunnan Province of China. *Vertebrata Palasiatica*, 53(3), 177–192.
- Kapur, V. V., & Bajpai, S. (2015). Oldest South Asian tapiromorph (Perissodactyla, Mammalia) from the Cambay Shale Formation, western India, with comments on its phylogenetic position and biogeographic implications. *The Palaeobotanist*, 64, 95–103.
- Kaya, F., Bibi, F., Zliobaite, I., Eronen, J. T., Hui, T., & Fortelius, M. (2018). The rise and fall of the Old World savannah fauna and the origins of the African savannah biome. *Nature Ecology and Evolution*, 2, 241–246. <https://doi.org/10.1038/s41559-017-0414-1>
- Khan, A., Akhtar, M., Khan, M., & Shaheen, A. (2012). New fossil remains of *Brachypotherium perimense* from the Chinji and Nagri formations of Pakistan. *The Journal of Animal and Plant Sciences*, 22(2), 347–352.
- Kordikova, E. G. (1998). A new Eocene vertebrate fauna from South-eastern Kazakhstan (Aktau Mountaains, Dzhungarian Alatau). *Vestnik KazGU*, 5, 180–185.
- Kraatz, B. P., & Geisler, J. H. (2010). Eocene-Oligocene transition in Central Asia and its effects on mammalian evolution. *Geology*, 38(2), 111–114. <https://doi.org/10.1130/g30619.1>
- Kumar, K., & Sahni, A. (1985). Eocene Mammals from the Upper Subathu Group, Kashmir Himalaya, India. *Journal of Vertebrate Paleontology*, 5(2), 153–168.
- Li, C. K., & Ting, S. Y. (1983). The Paleogene mammals of China. *Bulletin of Carnegie Museum of Natural History*, 21, 1–93.
- Lu, X., Zheng, X., Sullivan, C., & Tan, J. (2016). A skull of *Plesiaceratherium gracile* (Rhinocerotidae, Perissodactyla) from a new lower Miocene locality in Shandong Province, China, and the phylogenetic position of *Plesiaceratherium*. *Journal of Vertebrate Paleontology*, 36(3), e1095201. <https://doi.org/10.1080/02724634.2016.1095201>
- Lucas, S. G., Emry, R. J., & Bayshashov, B. U. (1996). *Zaisanamynodon*, a Late Eocene amynodontid (Mammalia, Perissodactyla) from Kazakhstan and China. *Tertiary Research*, 17, 51–58.
- Lucas, S. G., Holbrook, L. T., & Emry, R. J. (2003). *Isectolophus* (Mammalia, Perissodactyla) from the Eocene of the Zaysan Basin, Kazakstan and its biochronological significance. *Journal of Vertebrate Paleontology*, 23(1), 238–243.
- Lucas, S. G., Schoch, R. M., & Manning, E. (1981). The systematics of *Forstercooperia*, a middle to late Eocene hyracodontid (Perissodactyla,

- Rhinocerotidae) from Asia and Western North-America. *Journal of Paleontology*, 55(4), 826–841.
- Maas, M. C., Hussain, S. T., Leinders, J. J. M., & Thewissen, J. G. M. (2001). A new isectolophid tapiromorph (Perissodactyla, Mammalia) from the Early Eocene of Pakistan. *Journal of Paleontology*, 75(2), 407–417. [https://doi.org/10.1666/0022-3360\(2001\)075<0407:anitpm>2.0.co;2](https://doi.org/10.1666/0022-3360(2001)075<0407:anitpm>2.0.co;2)
- MacFadden, B. J. (1992). *Fossil horses: Systematics, paleobiology, and evolution of the family Equidae* (pp. 1–369). Cambridge, UK: Cambridge University Press.
- MacFadden, B. J., & Bakr, A. (1979). The horse *Cormohipparion theobaldi* from the Neogene of Pakistan, with comments on Siwalik hipparions. *Palaeontology*, 22(2), 439–447.
- Maddison, W. P., & Maddison, D. R. (2018). *Mesquite: A modular system for evolutionary analysis*. Version 3.51. Retrieved from <http://www.mesquiteproject.org>
- Matthew, W. D., & Granger, W. (1923). The fauna of the Ardyn Obo Formation. *American Museum Novitates*, 98, 1–5.
- Matthew, W. D., & Granger, W. (1925a). New mammals from the Shara Murun Eocene of Mongolia. *American Museum Novitates*, 196, 1–12.
- Matthew, W. D., & Granger, W. (1925b). New ungulates from the Ardyn Obo Formation of Mongolia with faunal list and remarks on correlation. *American Museum Novitates*, 195, 1–12.
- Matthew, W. D., & Granger, W. (1925c). The smaller perissodactyls of the Irdin Manha Formation, Eocene of Mongolia. *American Museum Novitates*, 199, 1–9.
- McKenna, M. C., & Bell, S. K. (1997). *Classification of mammals above the species level*. (pp. 1–631). New York, NY: Columbia University Press.
- McKenna, M. C., Chow, M., Ting, S., & Luo, Z. (1989). *Radinskya yupingae*, a perissodactyl-like mammal from the late Paleocene of southern China. In D. R. Prothero, & R. M. Schoch (Eds.), *The evolution of perissodactyls* (pp. 24–36). New York, NY: Oxford University Press.
- Meng, J., & McKenna, M. C. (1998). Faunal turnovers of Palaeogene mammals from the Mongolian plateau. *Nature*, 394(6691), 364–367. <https://doi.org/10.1038/28603>
- Miao, D. S. (1982). Early Tertiary fossil mammals from the Shinao Basin, Panxian County, Guizhou Province. *Acta Palaeontologica Sinica*, 21(5), 526–536.
- Mihlbachler, M. C. (2008). Species taxonomy, phylogeny, and biogeography of the Brontotheriidae (Mammalia: Perissodactyla). *Bulletin of the American Museum of Natural History*, 311, 1–475.
- Mihlbachler, M. C., Rivals, F., Solounias, N., & Sempere, G. M. (2011). Dietary change and evolution of horses in North America. *Science*, 331(6021), 1178–1181. <https://doi.org/10.1126/Science.1196166>
- Missiaen, P., & Gingerich, P. D. (2012). New early Eocene tapiromorph perissodactyls from the Ghazij Formation of Pakistan, with implications for mammalian biochronology in Asia. *Acta Palaeontologica Polonica*, 57(1), 21–34. <https://doi.org/10.4202/App.2010.0093>
- Missiaen, P., & Gingerich, P. D. (2014). New basal perissodactyla (mammalia) from the lower eocene Ghazij formation of Pakistan. *Contributions from the Museum of Paleontology, the University of Michigan*, 32(9), 139–160.
- Missiaen, P., Gunnell, G. F., & Gingerich, P. D. (2011). New Brontotheriidae (Mammalia, Perissodactyla) from the early and middle Eocene of Pakistan with implications for mammalian paleobiogeography. *Journal of Paleontology*, 85(4), 665–677.
- Ni, X., Li, Q., Li, L., & Beard, K. C. (2016). Oligocene primates from China reveal divergence between African and Asian primate evolution. *Science*, 352(6286), 673–677. <https://doi.org/10.1126/science.aaf2107>
- Nowak, R. M., & Walker, E. P. (1999). *Walker's mammals of the world* (pp. 1–1936). Baltimore, MD: Johns Hopkins University Press.
- Osborn, H. F. (1936). *Amynodon mongoliensis* from the Upper Eocene of Mongolia. *American Museum Novitates*, 859, 1–9.
- Pandolfi, L., Gasparik, M., & Piras, P. (2015). Earliest occurrence of “*Dihoplus*” *megarhinus* (Mammalia, Rhinocerotidae) in Europe (Late Miocene, Pannonian Basin, Hungary): Palaeobiogeographical and biochronological implications. *Annales De Paléontologie*, 101(4), 325–339.
- Pilgrim, G. E. (1910). Notices of new mammalian genera and species from the tertiary of India. *Records of the Geological Survey of India*, 40, 63–71.
- Pilgrim, G. E. (1912). The vertebrate fauna of the Gaj Series in the Bugti Hills and the Punjab. *Palaeontologia Indica*, 4, 1–83.
- Pilgrim, G. E. (1925). The Perissodactyla of the Eocene of Burma. *Palaeontologica Indica, New Series*, 8, 1–28.
- Prothero, D. R. (1994). *The Eocene-Oligocene transition: Paradise lost* (pp. 1–283). New York, NY: Columbia University Press.
- Prothero, D. R. (2005). *The evolution of North American Rhinoceroses* (pp. 1–218). Cambridge, UK: Cambridge University Press.
- Prothero, D. R. (2013). *Rhinoceros giants: The paleobiology of indricotheres* (pp. 1–140). Bloomington, IN: Indiana University Press.
- Qi, T. (1975). An Early Oligocene mammalian fauna of Ningxia. *Vertebrata Palasiatica*, 13(4), 217–224.
- Qi, T. (1980). A new Eocene lophialetid genus of Inner-Mongolia. *Vertebrata Palasiatica*, 18(3), 215–219.
- Qi, T. (1987). The Middle Eocene Arshanto fauna (Mammalia) of inner Mongolia. *Annals of Carnegie Museum*, 56, 1–73.
- Qi, T. (1989). A new species of *Dzungariottherium* (Perissodactyla, Mammalia). *Vertebrata Palasiatica*, 27(4), 301–305.
- Qi, T. (1990). A new genus, *Urania*, of Hyracodontidae Perissodactyla, Mammalia. *Vertebrata Palasiatica*, 28(3), 218–227.
- Qi, T., & Beard, K. C. (1996). *Nanotitan shanghuangensis*, gen. et sp. nov.: The smallest known brontothere (Mammalia: Perissodactyla). *Journal of Vertebrate Paleontology*, 16(3), 578–581.
- Qi, T., & Beard, K. C. (1998). *Nanotitanops*, a new name for *Nanotitan* Qi and Beard, 1996, not *Nanotitan* Sharov, 1968. *Journal of Vertebrate Paleontology*, 18(4), 812–812.
- Qi, T., & Zhou, M. Z. (1989). A new species of *Juxia* (Perissodactyla), Nei Mongol. *Vertebrata Palasiatica*, 27(3), 205–208.
- Qiu, Z. D., & Li, C. K. (2005). Evolution of Chinese mammalian faunal regions and elevation of the Qinghai-Xizang (Tibet) Plateau. *Science in China Series D: Earth Sciences*, 48(8), 1246–1258. <https://doi.org/10.1360/03yd0523>
- Qiu, Z. X. (1973). A New Genus of Giant Rhinoceros from Oligocene of Dzungaria, Sinkiang. *Vertebrata Palasiatica*, 11(2), 182–191.
- Qiu, Z. X. (2002). *Hesperotherium*—A new genus of the last chalicotheres. *Vertebrata Palasiatica*, 40(4), 317–325.
- Qiu, Z. X., Huang, W. L., & Guo, Z. H. (1987). The Chinese hipparionine fossils. *Palaeontologia Sinica, New Series C*, 25, 1–243.
- Qiu, Z. X., Qiu, Z. D., Deng, T., Li, C. K., Zhang, Z. Q., Wang, B. Y., & Wang, X. M. (2013). Neogene land mammal stages/ages of China. In X. M. Wang, L. J. Flynn, & M. Fortelius (Eds.), *Fossil mammals of Asia: Neogene biostratigraphy and chronology* (pp. 29–90). New York, NY: Columbia University Press.
- Qiu, Z. X., & Wang, B. Y. (2007). Paraceratheres fossils of China. *Palaeontologia Sinica, New Series C*, 29, 1–396.
- Qiu, Z. X., Wang, B. Y., & Deng, T. (2004). Mammal fossils from Yagou, Linxia Basin, Gansu, and related stratigraphic problems. *Vertebrata Palasiatica*, 42(4), 276–296.
- Qiu, Z. X., Wang, B. Y., & Xie, J. Y. (1998). Mid-Tertiary chalicotheres (Perissodactyla) fossils from Lanzhou, Gansu, China. *Vertebrata Palasiatica*, 36(4), 297–318.
- Qiu, Z. X., & Xie, J. Y. (1997). A new species of *Aprotodon* (Perissodactyla, Rhinocerotidae) from Lanzhou Basin, Gansu, China. *Vertebrata Palasiatica*, 35(4), 250–267.
- Qiu, Z. X., & Xie, J. Y. (1998). Notes on *Parelasmotherium* and *Hipparion* fossils from Wangji, Dongxiang, Gansu. *Vertebrata Palasiatica*, 36(1), 13–23.
- Qiu, Z. X., Yan, D. F., & Sun, B. (1991). A new genus of Tapiridae from Shanwang, Shandong. *Vertebrata Palasiatica*, 29, 119–135.

- Quan, C., Liu, Z. H., Utescher, T., Jin, J. H., Shu, J. W., Li, Y. X., & Liu, Y. S. (2014). Revisiting the Paleogene climate pattern of East Asia: A synthetic review. *Earth-Science Reviews*, 139, 213–230.
- Radinsky, L. B. (1964). *Paleomoropus*, a new early Eocene chalicothere (Mammalia, Perissodactyla), and a revision of Eocene chalicotheres. *American Museum Novitates*, 2179, 1–28.
- Radinsky, L. B. (1965). Early Tertiary Tapiroidea of Asia. *Bulletin of American Museum of Natural History*, 129(2), 181–264.
- Radinsky, L. B. (1966). The adaptive radiation of the phenacodontid condylarths and the origin of the Perissodactyla. *Evolution*, 20(3), 408–417.
- Radinsky, L. B. (1967). A review of the rhinocerotoid family Hyracodontidae (Perissodactyla). *Bulletin of the American Museum of Natural History*, 136(1), 1–46.
- Ranga Rao, A. (1972). New mammalian genera and species from the Kalakot Zone of Himalayan Foot Hills near Kalakot, Jammu & Kashmir State, India. *Special Paper-India, Oil and Natural Gas Commission, Directorate of Geology*, 1(1), 1–19.
- Reshetov, V. Y. (1975). A review of the early Tertiary tapiroids of Mongolia and the USSR. In N. N. Kramarenko (Ed.), *Fossil fauna and flora of Mongolia*, The Joint Soviet-Mongolian Paleontological Expedition, (Vol. 2, pp. 19–53).
- Reshetov, V. Y. (1979). Early Tertiary Tapiroidea of Mongolia and the USSR. *The Joint Soviet-Mongolian Paleontological Expedition*, 11, 1–141.
- Ringström, T. J. (1923). *Sinotherium lagrelii*, a new fossil rhinocerotid from Shansi. *Bulletin of the Geological Survey of China*, 5(1), 91–93.
- Ringström, T. (1924). Nashorner Der Hipparion-fauna Nord-Chinas. *Palaeontologia Sinica*, 1, 1–156.
- Rose, K. D., Holbrook, L. T., Rana, R. S., Kumar, K., Jones, K. E., Ahrens, H. E., ... Smith, T. (2014). Early Eocene fossils suggest that the mammalian order Perissodactyla originated in India. *Nature Communications*, 5, 1–9. <https://doi.org/10.1038/ncomms6570>
- Russell, D. E., & Zhai, R. J. (1987). The Palaeogene of Asia: Mammals and stratigraphy. *Mémoires Du Muséum National D'histoire Naturelle, Ser. C*, 52, 1–488.
- Sahni, A., & Khare, S. K. (1971). Three new Eocene mammals from Rajauri District, Jammu and Kashmir. *Journal of the Palaeontological Society of India*, 16, 41–53.
- Sahni, A., & Khare, S. K. (1973). Additional Eocene mammals from the Subathu Formation of Jammu and Kashmir. *Journal of the Palaeontological Society of India*, 17, 31–49.
- Savage, D. E., & Russell, D. E. (1983). *Mammalian paleofaunas of the world* (pp. 1–432). Reading, MA: Addison-Wesley.
- Secord, R., Bloch, J. I., Chester, S. G. B., Boyer, D. M., Wood, A. R., Wing, S. L., ... Krigbaum, J. (2012). Evolution of the earliest horses driven by climate change in the Paleocene-Eocene Thermal Maximum. *Science*, 335(6071), 959–962. <https://doi.org/10.1126/Science.1213859>
- Shi, R. (1989). Late Eocene Mammalian Fauna of Huangzhuang, Qufu, Shandong. *Vertebrata Palasiatica*, 27(2), 87–102.
- Simpson, G. G. (1951). *Horses: The story of the horse family in the modern world and through sixty million years of history* (pp. 1–245). New York, NA: Oxford University Press.
- Smith, T., Solé, F., Missiaen, P., Rana, R., Kumar, K., Sahni, A., & Rose, K. D. (2015). First early Eocene tapiroid from India and its implication for the paleobiogeographic origin of perissodactyls. *Palaeovertebrata*, 39(2)-e5, 1–9. <https://doi.org/10.18563/pv.39.2.e5>
- Stucky, R. K. (1990). Evolution of land mammal diversity in North America during the Cenozoic. In H. H. Genoways (Ed.), *Current mammalogy* (Vol. 2, pp. 375–432). New York, NY: Plenum Publishing Corporation.
- Sun, B. Y. (2018). *Systematic revision, phylogenetic analysis on Chinese fossil horses of Equinae and discussion on their evolution, migration and environment setting* (pp. 1–169). Beijing, China: University of Chinese Academy of Sciences.
- Sun, B. Y., Zhang, X. X., Liu, Y., & Bernor, R. L. (2018a). *Sivalhippus ptychodus* and *Sivalhippus platyodus* (Perissodactyla, Mammalia) from the late Miocene of China. *Rivista Italiana Di Paleontologia E Stratigrafia*, 124(1), 1–22. <https://doi.org/10.13130/2039-4942/9523>
- Sun, D. H., Li, Y., & Deng, T. (2018b). A new species of *Chilotherium* (Perissodactyla, Rhinocerotidae) from the Late Miocene of Qingyang, Gansu, China. *Vertebrata Palasiatica*, 56(3), 216–228. <https://doi.org/10.19615/j.cnki.1000-3118.180109>
- Sun, J. M., Ni, X. J., Bi, S. D., Wu, W. Y., Ye, J., Meng, J., & Windley, B. F. (2014). Synchronous turnover of flora, fauna, and climate at the Eocene-Oligocene Boundary in Asia. *Scientific Reports*, 4, 1–6. <https://doi.org/10.1038/srep07463>
- Takai, F. (1939). Eocene mammals found from the Hosan coal-field, Tyosen. *Journal of the Faculty of Science Tokyo*, 2(5), 199–217.
- Tang, Y. (1978). New materials of Oligocene mammalian fossils from Qujing Basin, Yunnan. *Professional Papers on Stratigraphy and Paleontology, Beijing*, 7, 75–79.
- Thewissen, J. G. M., & Domning, D. P. (1992). The role of phenacodontids in the origin of the modern orders of ungulate mammals. *Journal of Vertebrate Paleontology*, 12(4), 494–504.
- Ting, S. Y. (1993). A preliminary report on an Early Eocene mammalian fauna from Hengdong, Hunan Province, China. *Kaupia*, 3, 201–207.
- Tong, H. (2006). *Hesperotherium sinense*, a chalicothere (Perissodactyla, Mammalia) from the Early Pleistocene Liucheng Gigantopithecus Cave. *Vertebrata Palasiatica*, 44(4), 347–365.
- Tong, H. W., & Wu, X. Z. (2010). *Stephanorhinus kirchbergensis* (Rhinocerotidae, Mammalia) from the Rhino Cave in Shennongjia, Hubei. *Chinese Science Bulletin*, 55(12), 1157–1168. <https://doi.org/10.1007/s11434-010-0050-5>
- Tong, Y. S., Huang, W. P., & Qiu, Z. D. (1975). *Hipparion* fauna in Anlo, Hohsien, Shansi. *Vertebrata Palasiatica*, 13(1), 34–47.
- Tong, Y. S., & Lei, Y. Z. (1984). Fossil tapiroids from the upper Eocene of Xichuan, Henan. *Vertebrata Palasiatica*, 22, 269–280.
- Tong, Y. S., & Wang, J. W. (1980). Subdivision of the upper Cretaceous and lower Tertiary of the Tantou Basin, the Lushi Basin and the Lingbao Basin of W. Henan. *Vertebrata Palasiatica*, 18(1), 21–27.
- Tong, Y. S., & Wang, J. W. (2006). Fossil mammals from the Early Eocene Wutu Formation of Shandong Province. *Palaeontologia Sinica, New Series C*, 28, 1–195.
- Tong, Y. S., Zheng, S. H., & Qiu, Z. D. (1995). Cenozoic mammal ages of China. *Vertebrata Palasiatica*, 33(4), 290–314.
- Tsubamoto, T., Egi, N., Takai, M., Sein, C., & Maung, M. (2005). Middle Eocene ungulate mammals from Myanmar: A review with description of new specimens. *Acta Palaeontologica Polonica*, 50(1), 117–138.
- Van Valen, L. (1960). A functional index of hypsodonty. *Evolution*, 14(4), 531–532.
- Wall, W. P. (1981). *Systematics, phylogeny, and functional morphology of the Amynodontidae (Perissodactyla: Rhinocerotidae)* (pp. 1–307). Amherst, MA: University of Massachusetts. (Doctor. of Philosophy).
- Wall, W. P., & Manning, E. (1986). *Rostriamynodon grangeri* n. gen., n. sp. of amynodontid (Perissodactyla, Rhinocerotidae) with comments on the phylogenetic history of Eocene Amynodontidae. *Journal of Paleontology*, 60(4), 911–919.
- Wang, B. Y. (1978). Perissodactyla from the late Eocene of Lantain, Shensi. *Professional Papers of Stratigraphy and Palaeontology*, 7, 118–121.
- Wang, B. Y., Chang, J., Meng, X. J., & Chen, J. R. (1981). Stratigraphy of the upper and middle Oligocene of Qianlishan District, Nei Mongol (Inner Mongolia). *Vertebrata Palasiatica*, 19(1), 26–34.
- Wang, H. B., Bai, B., Gao, F., Huang, W. C., & Wang, Y. Q. (2013). New eggysodontid (Mammalia, Perissodactyla) material from the Paleogene of the Guangnan Basin, Yunnan Province, China. *Vertebrata Palasiatica*, 51(4), 305–320.
- Wang, H. B., Bai, B., Meng, J., & Wang, Y. Q. (2016). Earliest known unequivocal rhinocerotid sheds new light on the origin of Giant Rhinos

- and phylogeny of early rhinocerotoids. *Scientific Reports*, 6(39607), 1–9. <https://doi.org/10.1038/srep39607>
- Wang, H. B., Bai, B., Meng, J., & Wang, Y. Q. (2018). A new species of *Forstercooperia* (Perissodactyla: Paraceratheriidae) from Northern China with a systematic revision of Forstercooperiines. *American Museum Novitates*, 3897, 1–41. <https://doi.org/10.1206/3897.1>
- Wang, J. W. (1976). A new genus of Forstercooperiinae from the Late Eocene of Tongbo, Henan. *Vertebrata Palasiatica*, 14(2), 104–111.
- Wang, J. W. (1988). A new genus of ceratomorphs (Mammalia) from middle Eocene of China. *Vertebrata Palasiatica*, 26, 20–34.
- Wang, J. W., & Tong, Y. S. (1996). A new lophialetid perissodactyl (Mammalia) from the early Eocene of Wutu Basin, Shandong Province. *Vertebrata Palasiatica*, 34(4), 312–321.
- Wang, Y. (1995). A new primitive chalicothere (Perissodactyla, Mammalia) from the early Eocene of Hubei, China. *Vertebrata Palasiatica*, 33, 138–159.
- Wang, Y. Q., Li, Q., Bai, B., Jin, X., Mao, F. Y., & Meng, J. (2019). Paleogene integrative stratigraphy and timescale of China. *Science China Earth Sciences*, 62(1), 287–309.
- Wang, Y. Q., Meng, J., Jin, X., Beard, K. C., Bai, B., Li, P., ... Gebo, D. L. (2011). Early Eocene perissodactyls (Mammalia) from the upper Nomogen Formation of The Erlian Basin, Nei Mongol, China. *Vertebrata Palasiatica*, 49(1), 123–140.
- Wang, Y. Q., Meng, J., Ni, X. J., & Li, C. K. (2007). Major events of Paleogene mammal radiation in China. *Geological Journal*, 42(3–4), 415–430.
- Wasiljeff, J., Kaakinen, A., Salminen, J. M., & Zhang, Z. Q. (2020). Magnetostratigraphic constraints on the fossiliferous Ulanatal sequence in Inner Mongolia, China: Implications for Asian aridification and faunal turnover before the Eocene-Oligocene boundary. *Earth and Planetary Science Letters*, 535, 1–15. <https://doi.org/10.1016/j.epsl.2020.116125>
- Welker, F., Collins, M. J., Thomas, J. A., Wadsley, M., Brace, S., Cappellini, E., ... MacPhee, R. D. (2015). Ancient proteins resolve the evolutionary history of Darwin's South American ungulates. *Nature*, 522(7554), 81–84. <https://doi.org/10.1038/nature14249>
- West, R. M. (1980). Middle Eocene large mammal assemblage with Tethyan affinities, Ganda Kas region, Pakistan. *Journal of Paleontology*, 508–533.
- Wood, H. E. (1938). *Cooperia totadentata*, a remarkable rhinoceros from the Eocene of Mongolia. *American Museum Novitates*, 1012, 1–20.
- Wood, H. E. (1963). A primitive rhinoceros from the late Eocene of Mongolia. *American Museum Novitates*, 2146, 1–11.
- Woodburne, M. O. (2004). Global events and the North American mammalian biochronology. In M. O. Woodburne (Ed.), *Late Cretaceous and Cenozoic Mammals of North America* (pp. 315–344). New York, NY: Columbia University Press.
- Wu, W., & Chen, G. (1976). A new schizotheriine genus from the Neogene of Pingliang, Gansu. *Vertebrata Palasiatica*, 14, 194–197.
- Xu, Y. X. (1961). Some Oligocene mammals from Chuching, Yunnan. *Vertebrata Palasiatica*, 5(4), 315–325.
- Xu, Y. X. (1965). A new genus of amynodont from the Eocene of Lantian, Shensi. *Vertebrata Palasiatica*, 9(1), 83–86.
- Xu, Y. X. (1966). Amynodonts of Inner Mongolia. *Vertebrata Palasiatica*, 10(2), 123–162.
- Xu, Y. X. (1978). Amynodonts from the upper Oligocene of Lantian, Shansi. *Professional Papers of Stratigraphy and Palaeontology*, 7, 109–117.
- Xu, Y. X., & Wang, J. W. (1978). New materials of giant rhinoceros. Reports of Paleontological Expedition to Sinkiang (III) – Permian and Triassic Vertebrate Fossils of Dzungaria Basin and Tertiary Stratigraphy and Mammalian Fossils of Turfan Basin. *Memoirs of the Institute for Vertebrate Paleontology and Paleoanthropology*, 13, 132–140.
- Xu, Y. X., Yan, D. F., Zhou, S. Q., Han, S. J., & Zhong, Y. C. (1979). On stratigraphic subdivision of the red beds and the mammal fossils in the Liganqiao Basin, Henan. In N. C. IVPP (Ed.), *The Mesozoic and Cenozoic Red Beds of South China* (pp. 416–432). Beijing, China: Science Press.
- Xue, X. X., & Coombs, M. C. (1985). A new species of *Chalicotherium* from the upper Miocene of Gansu Province, China. *Journal of Vertebrate Paleontology*, 5(4), 336–344.
- Yan, D. F. (1979). Einige Fossilien der Miozänen Säugetiere der Kreis von Fangxian in der Provinz Hupei. *Vertebrata Palasiatica*, 17(3), 189–199.
- Yan, Y., Wang, Y., Jin, C., & Mead, J. I. (2014). New remains of *Rhinoceros* (Rhinocerotidae, Perissodactyla, Mammalia) associated with *Gigantopithecus blacki* from the Early Pleistocene Yanliang Cave, Fusui, South China. *Quaternary International*, 354, 110–121. <https://doi.org/10.1016/j.quaint.2014.01.004>
- Yanovskaya, N. M. (1954). A new genus of Embolotheriinae from the Paleogene in Mongolia. *Trudy Paleontologicheskogo Instituta, Akademiya Nauk SSSR*, 55, 4–43.
- Yanovskaya, N. M. (1980). Brontoterii Mongolii (The Brontotheres of Mongolia). *Trudy Sovmestnaya Sovestko-Mongoliskaia Paleontologicheskaja Ekspeditsiia*, 12, 1–220.
- Ye, J. (1983). Mammalian Fauna from the Late Eocene of Ulan Shireh Area, Inner Mongolia. *Vertebrata Palasiatica*, 21(2), 109–118.
- Ye, J., Meng, J., & Wu, W. (2003). Discovery of *Paraceratherium* in the Northern Junggar Basin of Xinjiang. *Vertebrata Palasiatica*, 41(3), 220–229.
- You, Y. Z. (1977). Note on the new genus of early Tertiary Rhinocerotidae from Bose, Guangxi. *Vertebrata Palasiatica*, 15(1), 46–53.
- Young, C. (1937). On a Miocene mammalian fauna from Shantung. *Bulletin of the Geological Society of China*, 17(2), 209–244. <https://doi.org/10.1111/j.1755-6724.1937.mp17002007.x>
- Zachos, J. C., Dickens, G. R., & Zeebe, R. E. (2008). An early Cenozoic perspective on greenhouse warming and carbon-cycle dynamics. *Nature*, 451(7176), 279–283. <https://doi.org/10.1038/Nature06588>
- Zachos, J., Pagani, M., Sloan, L., Thomas, E., & Billups, K. (2001). Trends, rhythms, and aberrations in global climate 65 Ma to present. *Science*, 292(5517), 686–693. <https://doi.org/10.1126/science.1059412>
- Zdansky, O. (1930). Die alttertiären Säugetiere Chinas nebst stratigraphischen Bemerkungen. *Palaeontologia Sinica Series C*, 6, 5–87.
- Zhai, R. J. (1962). On the generic character of “*Hypphippus zittelii*”. *Vertebrata Palasiatica*, 6(1), 48–55.
- Zhai, R. J. (1977). Supplementary remarks on the age of Changxindian Formation. *Vertebrata Palasiatica*, 15(3), 173–176.
- Zhai, R. J. (1978a). Late Oligocene mammals from the Taoshuyuanzi Formation of Eastern Turfan Basin. Reports of Paleontological Expedition to Sinkiang (III) – Permian and Triassic Vertebrate Fossils of Dzungaria Basin and Tertiary Stratigraphy and Mammalian Fossils of Turfan Basin. *Memoirs of the Institute for Vertebrate Paleontology and Paleoanthropology*, 13, 126–131.
- Zhai, R. J. (1978b). A primitive Elasmothere from the Miocene of Lintung, Shensi. *Professional Papers of Stratigraphy and Palaeontology*, 7, 122–126.
- Zhang, R., Kravchinsky, V. A., & Yue, L. P. (2012). Link between global cooling and mammalian transformation across the Eocene-Oligocene boundary in the continental interior of Asia. *International Journal of Earth Sciences*, 101(8), 2193–2200. <https://doi.org/10.1007/S00531-012-0776-1>
- Zhang, Y. (1976). The early Tertiary chalicotheres of the Bose and Yungle basins, Guangxi. *Vertebrata Palasiatica*, 14(2), 128–130.
- Zhang, Y., & Qi, T. (1981). A new species of *Simplaletes* (Lophialetidae, Mammalia) from the lower Tertiary of Shaanxi Province. *Vertebrata Palasiatica*, 19(3), 214–217.
- Zheng, J. J. (1978). Description of some late Eocene mammals from Liankan Formation of Turfan Basin, Sinkiang. Reports of Paleontological Expedition to Sinkiang (III) – Permian and Triassic Vertebrate Fossils of Dzungaria Basin and Tertiary Stratigraphy and Mammalian Fossils of Turfan Basin. *Memoirs of the Institute for Vertebrate Paleontology and Paleoanthropology*, 13, 116–125.

- Zheng, J., Tang, Y., Zhai, R., Ding, S., & Huang, X. (1978). Early Tertiary strata of Lunan Basin, Yunnan. *Professional Papers on Stratigraphy and Paleontology, Beijing*, 7, 22–29.
- Zin Maung Maung, T., Takai, M., Tsubamoto, T., Egi, N., Thaug, H., Nishimura, T., ... Zaw, W. (2010). A review of fossil rhinoceroses from the Neogene of Myanmar with description of new specimens from the Irrawaddy Sediments. *Journal of Asian Earth Sciences*, 37(2), 154–165. <https://doi.org/10.1016/j.jseae.2009.08.009>
- Zong, G., Chen, W., Huang, X., & Xu, Q. (1996). *Cenozoic mammals and environment of Hengduan Mountains region* (pp. 1–279). Beijing, China: China Ocean Press.

How to cite this article: Bai B, Meng J, Janis CM, Zhang Z-Q, Wang Y-Q. Perissodactyl diversities and responses to climate changes as reflected by dental homogeneity during the Cenozoic in Asia. *Ecol Evol.* 2020;10:6333–6355. <https://doi.org/10.1002/ece3.6363>

APPENDIX 1

TABLE A1 Values of the degree of premolar molarization and Hypsodonty in Cenozoic perissodactyls in Asia

	Family	Genus	P2	P3	P4	M.	N.	H.	Ref.	
Bumbarian										
Tapir.	'Isecto.'	<i>Meridiolophus</i>				?	6		Bai, Wang, Meng, Li, and Jin (2014)	
		<i>Chowliia</i>	1	1	1	1			Tong and Wang (2006)	
		<i>Homogalax</i>		1	1	1			Tong and Wang, (2006)	
		<i>Karagalax</i>		1	1	1			Maas, Hussain, Leinders, and Thewissen (2001)	
		<i>Ampholophus</i>	1	1	1	1			Tong and Wang (2006), Wang and Tong (1996)	
			<i>Orientalophus</i>				?		Bai et al. (2018b), Ting (1993)	
	Hela.		<i>Heptodon</i>				1	2		Xu, Yan, Zhou, Han, and Zhong (1979)
			<i>Vastanolophus</i>					?		Smith et al. (2015)
	Loph.		<i>Minchenoletes</i>			1	1	2		Wang et al. (2011)
			<i>Ampholophus</i>	1	1	1	1			Tong and Wang (2006)
Indet.		<i>Cambaylophus</i>					?	2	Kapur and Bajpai (2015)	
		<i>Orientalophus</i>					?		Ting (1993)	
Rhino.	Hyraco.	<i>Pataecops</i>	1	1	1	1	3		Radinsky (1965), Wang et al. (2011)	
	Indet.	<i>Minchenoletes</i> <i>Yimengia</i>			1	1			Wang et al. (2011)	
Equ.	Equidae	<i>Erihippus</i>				?	2		Bai et al. (2018b), Ting (1993)	
		<i>Ghazijhippus</i>	1	1	1	1			Missiaen and Gingerich (2014)	
Bron.		<i>Danjiangia</i>	1	1	1	1	1		Bai et al. (2018b), Wang (1995)	
Ch.	Eomo.	<i>Protomoropus</i>			1	1	2		Hooker and Dashzeveg (2004)	
		<i>Pappomoropus</i>					?		Tong and Wang (2006)	
Arshantan										
Tapir.	'Isecto.'	<i>Gandheralophus</i>		1	1	1	2		Missiaen and Gingerich (2012)	
		<i>Isectolophus</i>		1	1	1			Lucas, Holbrook, and Emry (2003)	
	Helal.	<i>Heptodon</i>				1	1		Qi (1987)	
	Loph.	<i>Schlosseria</i>	1	1	1	1	2		Radinsky (1965)	
		<i>Parabreviodon</i>	1	1	1	1			Reshetov (1975)	
	Dep.	<i>Irenolophus</i>	1	1	1	1	1		Bai et al. (2019)	

(Continues)

TABLE A1 (Continued)

	Family	Genus	P2	P3	P4	M.	N.	H.	Ref.
Rhino.	Hy.	<i>Hyrachyus</i>				3	1		Qi (1987)
	Hyraco.	<i>Ephyrachyus</i>	4	3	3	3.3	2		
		<i>Triplopus</i>				?			
	Para.	<i>Pappaceras</i>	3	3	3	3	2		Lucas, Schoch, and Manning (1981), Wang, Bai, Meng, and Wang (2016), Wood (1963)
			<i>gen. nov.</i>				?		
	Amy.	<i>Euryodon</i>				?	1		Xu et al. (1979)
	Indet.	<i>Yimengia</i>					1		
Equ.	Equidae	<i>Propalaeotherium</i>				?	1		Zdansky (1930)
Bron.		<i>Desmatotitan</i>				?	4		Qi (1987)
		<i>Paleosyops</i>				1			Russell and Zhai (1987), Xu et al. (1979)
		<i>Balochititanops</i>			1	1			Missiaen, Gunnell, and Gingerich (2011)
		<i>Eotitanops</i>			1	1			Missiaen et al. (2011)
Ch.	'Eomo.'	<i>Litolophus</i>	1	1	1	1	2		Bai, Wang, and Meng (2010), Colbert (1934), Missiaen and Gingerich (2012), Radinsky (1964)
		<i>Grangeria</i>	1	1	1	1			Zdansky (1930)
Irdinmanhan									
Tapir.	Isecto.	<i>Sastrilophus</i>		1		1	1		Sahni and Khare (1971)
	Helal.	<i>Paracolodon</i>	4	4	4	4	4		Bai, Wang, Mao, and Meng (2017), Matthew and Granger (1925c)
		<i>Desmatotherium</i>	3	3	3	3			Bai et al. (2017)
		<i>Helaletes</i>					2		Gabunia (1961), Radinsky (1965)
		<i>Rhodopagus</i>		1	1	1			
		<i>Lophialetes</i>	1	1	1	1	6		Matthew and Granger (1925c), Radinsky (1965)
		<i>Simpleletes</i>					?		Qi (1980)
		<i>Zhongjianletes</i>					?		Ye (1983)
		<i>Schlosseria</i>	1	1	1	1			Tong and Lei (1984)
		<i>Kalakotia</i>	1	2	1	1.3			Ranga Rao (1972)
		<i>Eoletes</i>	1	1	1	1			Biryukov (1972)
	Dep.	<i>Teleolophus</i>	4	4	4	4	3		Radinsky (1965), Tong and Lei (1984)
		<i>Pachylophus</i>					?		Tong and Lei (1984)
		<i>Deperetella</i>					5		Chow, Li, and Zhang (1973), Reshetov (1979)

(Continues)

TABLE A1 (Continued)

	Family	Genus	P2	P3	P4	M.	N.	H.	Ref.		
Rhino.	Hy.	"Hyrachyus"	4	3	3	3.3	1		Huang and Wang (2002)		
	Hyraco.	<i>Triplopus</i>	1	1	1	1	4		Matthew and Granger (1925c), Radinsky (1967)		
		<i>Prohyracodon meridionale</i>	1	2	2	1.7			Chow et al. (1973), Chow and Xu (1961), Xu et al. (1979)		
		<i>Caenolophus</i> sp.									
			<i>Ilianodon</i>				?		Chow and Xu (1961)		
	Para.	<i>Forstercooperia</i>	4	3	3	3.3	1		Chow et al. (1973), Sahni and Khare (1973), Wang, Bai, Meng, and Wang (2018), Wood (1938)		
	Amy.	<i>Rostriamynodon</i>	1	1	1	1	6		Wall and Manning (1986)		
		<i>Sianodon</i>			1	1			Chow and Xu (1965), Xu et al. (1979)		
		<i>Lushiamynodon</i>			1	1			Chow and Xu (1965)		
		<i>Amynodon</i>				1			Chow, Xu, and Zhen (1964)		
		<i>Sharamynodon</i>				1			Zheng (1978)		
		<i>Teilhardia?</i> sp.					?		Zheng, Tang, Zhai, Ding, and Huang (1978)		
	Indet.	<i>Breviodon</i>					?	2	Huang (1982), Radinsky (1965)		
		<i>Yimengia</i>	1	1	1	1			Wang (1988)		
Equ.	Equidae	<i>Gobihippus</i>				?	1		Dashzeveg (1979)		
Bron.		<i>Microtitan</i>	1	1	1	1	14		Granger and Gregory (1943), Mhlbachler (2008)		
		<i>Hytitan</i>					?		Granger and Gregory (1943), Mhlbachler (2008)		
		<i>Metatelmatherium</i>	2	2	2	2			Granger and Gregory (1943), Mhlbachler (2008)		
		<i>Protitan</i>	2	2	2	2			Granger and Gregory (1943), Mhlbachler (2008), Xu et al. (1979)		
		<i>Gnathotitan</i>	2	2	2	2			Granger and Gregory (1943), Mhlbachler (2008)		
		<i>Metatitan</i>	4	4	4	4			Granger and Gregory (1943), Mhlbachler (2008)		
		<i>Desmatotitan</i>					?		Granger and Gregory (1943), Mhlbachler (2008)		
		<i>Acrotitan</i>					?		Ye (1983)		
		<i>Epimanteoceras</i>	4	4	2	3.3			Granger and Gregory (1943), Mhlbachler (2008)		
		<i>Arctotitan</i>	1	1		1			Wang (1978)		
		<i>Nanotitanops</i>	2	2	2	2			Qi and Beard (1996), Qi and Beard (1998)		
		<i>Mulkrajanops</i>	2	2		2			Kumar and Sahni (1985), Mhlbachler (2008)		
		<i>Pakotitanops</i>					?		West (1980)		
		<i>Palaeosyops</i> sp.							Gabounia (1977)		
		Ch.	'Eomo'	<i>Eomoropus</i>				1	2		Chow et al. (1973)
				<i>Lunania</i>				?			Chow (1957)

(Continues)

TABLE A1 (Continued)

	Family	Genus	P2	P3	P4	M.	N.	H.	Ref.	
Sharamuruvian										
Tapir.	Hela.	<i>Colodon</i>		4	4	4	2		Takai (1939)	
		<i>Rhodopagus?</i>					1		Matthew and Granger (1925a), Radinsky (1965)	
	Loph.	<i>Simplaletes</i>				?	1		Zhang and Qi (1981)	
	Dep.	<i>Deperetella</i>	4	5	5	4.7	4		Matthew and Granger (1925a), Radinsky (1965)	
		<i>Diplolophodon</i>		5	5	5			Zdansky (1930), Zong, Chen, Huang, and Xu (1996)	
<i>Teleolophus</i>						4		Zong et al. (1996)		
Rhino.	Hy.	<i>Akauhyus</i>			1	1	1		Huang and Qi (1982), Kordikova (1998)	
		<i>Triplopus?</i>				?	3		Matthew and Granger (1925a), Radinsky (1965)	
	Hyraco.	<i>Prohyracodon major</i>	2	2	2	2			Zong et al. (1996)	
		<i>Lijiangia</i>				1	1		Zong et al. (1996)	
		Para.	<i>Juxia</i>	4	4	2	4.7	4		Qiu and Wang (2007)
			<i>Imequincisor</i>							Wang (1976), Zhai (1977)
			<i>Forstercooperia</i>	3	3	2	2.7			Qiu and Wang (2007), Wang et al. (2018), Wang (1976)
		<i>Urtinotherium</i>	2	2	2	2			Chow (1958), Qiu and Wang (2007)	
	Amy.	<i>Sharamynodon</i>	1	1	1	1	8		Osborn (1936)	
		<i>Sianodon</i>	1	1	1	1			Xu (1965), Xu (1966), Xu (1978)	
		<i>Lushiamynodon</i>					?		Xu (1966)	
		<i>Gigantamynodon</i>					?		Xu (1966)	
		<i>Caenolophus</i>		1	1	1			Matthew and Granger (1925a), Shi (1989)	
		<i>Huananodon hui</i>				5	5	2	You (1977)	
		<i>Paramynodon</i>	1	1	1	1			Colbert (1938)	
		<i>Procadurcodon</i>	1	1			1		Gromova (1960)	
		Rh.	<i>Guxia simplex</i>	4				4	1	You (1977)
		indet.	<i>Breviodon</i>					?	2	
	<i>Indolophus</i>		1	2	2	1.7				Pilgrim (1925), Radinsky (1965)
<i>Lophiohippus</i>						?	1		Bai (2017)	
Equ.	Palae.	<i>Rhinotitan</i>	4	4	4	4	4		Granger and Gregory (1943), Mhlbachler (2008)	
Bron.		<i>Dianotitan</i>	4	4	4	4				Chow and Hu (1959), Chow, Zhang, and Ding (1974)
		<i>Sivatitanops</i>				1	1			Mhlbachler (2008), Pilgrim (1925)
		<i>Bunobrontops</i>					?			Holroyd and Ciochon (2000)
Ch.		'Eomo.'	<i>Eomoropus</i>			1	1	2		Shi (1989), Tsubamoto et al. (2005), Zdansky (1930)
	<i>Grangeria</i>					1			Zdansky (1930)	

(Continues)

TABLE A1 (Continued)

	Family	Genus	P2	P3	P4	M.	N.	H.	Ref.	
Ulangochuian										
Tapir.	Dep.	<i>Teleolophus</i>		4	4	4			Radinsky (1965)	
Rhino.	Hyraco.	<i>Urania</i>		2		2	1		Qi (1990)	
	Para.	<i>Juxia</i>		3	2	2.5	2		Qi and Zhou (1989)	
Amy.		<i>Urtinotherium</i>	4	3	3	3.3			Qiu and Wang (2007)	
		<i>Amynodontopsis</i>	1	1	1	1	4		Wall (1981)	
		<i>Amynodon</i>					1		Qi (1975)	
		<i>Paracadurcodon</i>					?		Xu (1966)	
		<i>Huananodon hypsodonta</i>	5	5		5		2	You (1977)	
Bron.	Rh.	<i>Guxia youjiangensis</i>	4	4	4	4	1		You (1977)	
		<i>Pachytitan</i>	4	4	4	4	3		Granger and Gregory (1943), Mhlbachler (2008)	
		<i>Titanodectes</i>					?		Granger and Gregory (1943), Mhlbachler (2008)	
Ch.	Chal.	<i>Embolotherium</i>	4	5	5	4.7			Granger and Gregory (1943), Mhlbachler (2008), Qi (1975)	
		<i>Schizotherium</i>				1	1		Zhang (1976)	
Ergilian										
Tapir.	Hela.	<i>Paracolodon</i>	4	4	1	3	1		Bai et al. (2017), Matthew and Granger (1925b)	
Rhino.	Hyraco.	<i>Ardynia</i>	5	3	3	3.3	5		Bai, Wang, and Zhang (2018d), Matthew and Granger (1923)	
		<i>Proeggysodon</i>					?		Bai and Wang (2012)	
		<i>Prohyracodon</i>					?		Dashzeveg (1991)	
		<i>Armania</i>	1	1	1	1			Dashzeveg (1991)	
			<i>Guangnanodon</i>						Wang, Bai, Gao, Huang, and Wang (2013)	
	Para.		<i>Urtinotherium</i>	4		3	3.5	1	Qi (1989), Qiu and Wang (2007), Tang (1978)	
	Amy.		<i>Zaisanamynodon</i>	1	1	1	1	4		Lucas, Emry, and Bayshashov (1996)
			<i>Gigantamynodon</i>	1		3	2			Gromova (1954), Tang (1978), Xu (1961)
<i>Cadurcodon</i>			1	1	3	1.7			Gromova (1954), Xu (1961)	
<i>Hypsamynodon</i>							?	3	Gromova (1954)	
Rh.		<i>Symphysorrachis</i>				?	2		Beliayeva (1954)	
		<i>Ronzotherium</i>	4.5	2.5	2.5	3.2			Dashzeveg (1991), Heissig (1969)	
Equ.	Palae.	<i>Qianohippus</i>	5	1	1	2.3	1		Bai (2017), Miao (1982)	
Bron.		<i>Embolotherium andrewsi</i>	4	4	4	4	6		Granger and Gregory (1943), Mhlbachler (2008), Qi (1975)	
		<i>Parabrontops</i>	2	5	5	4			Granger and Gregory (1943), Mhlbachler (2008), Qi (1975)	
		<i>Pygmaetitan</i>	2	2	2	2			Miao (1982)	
		<i>Metatitan</i>	4	4	4	4			Yanovskaya (1980)	
		<i>Protombolotherium</i>	4	4	4	4			Yanovskaya (1954)	
		<i>Titanodectes</i>					?		Granger and Gregory (1943)	
Ch.	Chal.	<i>Schizotherium</i>	1	1	1	1	1		Matthew and Granger (1923)	

(Continues)

TABLE A1 (Continued)

	Family	Genus	P2	P3	P4	M.	N.	H.	Ref.	
Hsandagolian										
Tapir.	Hela.	<i>Colodon</i>			4	4	1	1	Borissiak (1918)	
Rhino.	Hyraco.	<i>Ardynia</i>				3.4	3	1	Beliayeva (1952)	
		<i>Triplopus?</i>				?		1	Beliayeva (1954), Radinsky (1967)	
		<i>Allacerops</i>	4	3	3	3.3		1	Borissiak (1915)	
	Para.	<i>Paraceratherium</i>	4	3	3	3.3	3	1	Qiu and Wang (2007), Wang, Chang, Meng, and Chen (1981)	
		<i>Dzungariotherium</i>	4					1	Qiu and Wang (2007), Wang et al. (1981)	
		<i>Turpanotherium</i> sp.				?		2		
		Amy.	<i>Cadurcodon</i>				1.7	1	1	Huang (1982), Wang et al. (1981)
Rh.	<i>Aceratherium</i> sp.				4	2	?	Huang (1982)		
	<i>Aprotodon</i>				4		1	Wang et al. (1981)		
Ch.	Chal.	<i>Schizotherium</i>				1	1	1	Borissiak (1920), Gabunia (1951)	
Tanbenbulukian										
Rhino.	indet.	<i>Meschotherium</i>				?		?	Gabunia (1964)	
	Hyraco.	<i>Ardynia</i>				3.4	2	2	Qiu, Wang, and Deng (2004)	
		<i>Allacerops</i>				3.3		1		
	Para.	<i>Dzungariotherium</i>	5	4	4	4.3	5	1	Qiu et al. (2004), Qiu (1973), Qiu and Wang (2007), Xu and Wang (1978)	
		<i>Paraceratherium</i>				3.3		1	Qiu and Wang (2007), Xu and Wang (1978)	
		<i>Turpanotherium</i>				?		2	Qiu and Wang (2007)	
		<i>Aralotherium</i>	4	3	3	3.3		1	Gromova (1959), Qiu and Wang (2007), Ye, Meng, and Wu (2003)	
		<i>Benaratherium</i>				?		1	Gabunia (1964)	
		Amy.	<i>Cadurcotherium</i>	1			1	1	1	De Bonis (1995), Pilgrim (1910), Pilgrim (1912)
		Rh.	<i>Aceratherium</i>	4	4	4	4	2	2	Borissiak (1944)
	<i>Aprotodon</i>		4	4	4	4		1	Qiu and Xie (1997), Qiu et al. (2004)	
	Ch.	Chal.	<i>Schizotherium</i>				1	1	1	Qiu et al. (2004), Zhai (1978a)
	Xiejian + Shanwangian									
Tapir.	Tap.	<i>Plesiotapirus</i>	5	5	5	5	1	1	Qiu, Yan, and Sun (1991)	
Rhino.	Para.	<i>Turpanotherium</i>			4	4	1	2	Qiu and Wang (2007)	
		<i>Plesiaceratherium</i>	4	4	4	4	6	1	Lu, Zheng, Sullivan, and Tan (2016), Young (1937)	
	<i>Aceratherium</i>				5		?	Pilgrim (1912)		
	<i>Subchilotherium</i>	5	5	5	5		1	Colbert (1935), Deng and Gao (2006)		
	<i>Brachypotherium</i>				5		1	Khan, Akhtar, Khan, and Shaheen (2012), Pilgrim (1910)		
	<i>Aprotodon</i>				4		1			
	<i>Lartetotherium</i>				4		1	Chen and Wu (1976), Ginsburg (1974), Qiu et al. (2013)		
	Rh-Rhi.	" <i>Dicerorhinus</i> "	5	5	4	4.7	2	1	Pilgrim (1910)	
		<i>Bugtirhinus</i>	4		4	4		1	Antoine and Welcomme (2000)	
	Rh-Dic.	<i>Protaceratherium</i>				5	1	2	Antunes and Ginsburg (1983)	

(Continues)

TABLE A1 (Continued)

	Family	Genus	P2	P3	P4	M.	N.	H.	Ref.
Equ.		<i>Anchitherium</i>				5	1	1	Colbert (1939)
Ch.	Chal.	<i>Phyllotillon</i>				3	4	1	Forster-Cooper (1920), Pilgrim (1910), Qiu, Wang, and Xie (1998)
		<i>Chalicotherium</i>				1		1	Forster-Cooper (1920)
		<i>Anisodon</i>				1		1	
		<i>Borissiakia</i>		1	1	1		1	Borissiak (1946), Butler (1965)
Tunggurian									
Tapir.	Tap.	<i>Plesiotapirus</i>				5	1	1	Qiu et al. (1991)
Rhino.	Rh-Ace.	<i>Aceratherium</i>				5	5	2	
		<i>Subchilotherium</i>				5		1	Colbert (1935), Deng and Gao (2006)
		<i>Brachypotherium</i>				5		1	
		<i>Plesiaceratherium</i>				4		1	
		<i>Acerorhinus</i>	5	5	5	5		1	Cerdeño (1996)
	Rh-Rhi.	<i>Hispanotherium</i>	4	4	4	4	7	3	Cerdeño (1996), Zhai (1978b)
		<i>H. ("Tesselodon")</i>						3	Yan (1979)
		<i>H. ("Caementodon")</i>						3	Guan (1988)
		<i>H. ("Huaqingtherium")</i>						?	Guan (1993)
		<i>H. ("Beliajevina")</i>						3	Heissig (1974)
		<i>Shennongtherium</i>	4	4	4	4		?	Huang and Yan (1983)
		<i>Alicornops</i>	5	5	5	5		1	Deng (2006a)
Equ.		<i>Anchitherium</i>				5	1	1	
Ch.	Chal.	<i>Anisodon</i>				1	2	1	
		<i>Chalicotherium</i>	1	1	1	1		1	Colbert (1934)
Bahean									
Tapir.	Tap.	<i>Tapirus</i>	5	5	5	5	1	1	Deng, He, and Chen (2008)
Rhino.	Rh-Ace.	<i>Chilotherium</i>					?	4	Deng (2006b)
		<i>Subchilotherium</i>				5		1	Deng and Gao (2006)
		<i>Acerorhinus</i>				5		1	
		<i>Brachypotherium</i>				5		1	
	Rh-Rhi.	<i>Gaindatherium</i>	5	5	5	5	6	1	Colbert and Brown (1934)
		<i>Parelasmotherium</i>	4	4	4	4		3	Deng (2001b), Deng (2007)
		<i>Sinotherium</i>	4	4	4	4		3	Ringström (1923)
		<i>Ningxiatherium</i>	4	4	4	4		3	Chen (1977), Deng (2008)
		<i>Diceros</i>	5	5	5	5		1	Deng and Qiu (2007)
		<i>Dicerorhinus</i>				5		1	Savage and Russell (1983)
Equ.		<i>Anchitherium</i>				5	5	1	
		<i>Sinohippus</i>	5	5	5	5		1	Hou, Deng, He, and Chen (2007), Zhai (1962)
		<i>Cormohipparion</i>				5		3	MacFadden and Bakr (1979)
		<i>Hipparion (Hipparion)</i>				5		3	Qiu and Xie (1998), Qiu, Huang, and Guo (1987)
		<i>H. (Sivalhippus)</i>				5		3	Sun et al. (2018a)

(Continues)

TABLE A1 (Continued)

	Family	Genus	P2	P3	P4	M.	N.	H.	Ref.
Ch.	Chal.	<i>Chalicotherium</i>	1	1	1	1	4	1	Colbert (1934)
		<i>Nestoritherium</i>	1	1	1	1		1	Chen, Deng, He, and Chen (2012)
		<i>Ancylotherium</i>				1		1	
		<i>Anisodon</i>				1		1	
Baodean									
Tapir.	Tap.	<i>Tapirus</i>	5	5	5	5	1	1	Ji et al. (2015)
Rhino.	Rh-Ace.	<i>Chilotherium</i>	4	4	4	4	4	2	Deng (2001a), Sun, Li, and Deng (2018b)
		<i>Dihoplus</i>				4		2	Pandolfi, Gasparik, and Piras (2015)
		<i>Shansirhinus</i>	5	4	4	4.3		2	Deng (2005a)
	Rh-Rhi.	<i>Acerorhinus</i>				5		1	
		<i>Iranotherium</i>	4	4	4	4	4	3	Deng (2005b)
		<i>Sinootherium</i>				4		3	
		<i>Dicerorhinus</i>				5		1	Deng and Chen (2016), Ringström (1924)
		<i>Rhinoceros</i>			5		1	Colbert (1935), Falconer and Cautley (1847), Zin Maung Maung et al. (2010)	
Equ.		<i>Sinohippus</i>				5	7	1	
		<i>Hipparion</i> (<i>Hipparion</i>)				5		3	Qiu et al. (1987)
		<i>H.</i> (<i>Sivalhippus</i>)				5		3	Sun et al. (2018a)
		<i>H.</i> (<i>Hippotherium</i>)						3	Sun (2018)
		<i>H.</i> (<i>Cremohipparion</i>)						3	Sun (2018)
		<i>H.</i> (<i>Baryhipparion</i>)						3	
		<i>Shanxihippus</i>				5		3	Bernor et al. (2018)
Ch.	Chal.	<i>Nestoritherium</i>				1	2	1	Xue and Coombs (1985)
		<i>Ancylotherium</i>				1		1	
		A. (="Huanghotherium")				?			Tong, Huang, and Qiu (1975)
		A. (= "Gansodon")							Wu and Chen (1976)
Gaozhuangian									
Tapir.	Tap.	<i>Tapirus</i>				5	1	1	
Rhino.	Rh-Ace.	<i>Dihoplus</i>				4	2	2	
		<i>Shansirhinus</i>				4.3		2	
Equ.		<i>Hipparion</i> (<i>Hipparion</i>)				5	5	3	
		<i>H.</i> (<i>Plesiohipparion</i>)						3	
		<i>H.</i> (<i>Cremohipparion</i>)						3	
		<i>H.</i> (<i>Baryhipparion</i>)						3	
		<i>Proboscoidipparion</i>				5		3	Deng (2012)
Ch.	Chal.	<i>Ancylotherium</i>				1	1	1	
Mazegouan									
Tapir.	Tap.	<i>Tapirus</i>				5	1	1	
Rhino.	Rh-Ace.	<i>Dihoplus</i>				4	1	2	
	Rh-Rhi.	<i>Dicerorhinus</i>				5	3	1	Zin Maung Maung et al. (2010)
		<i>Rhinoceros</i>				5		1	
		<i>Coelodonta</i>	4	4	4	4		3	Deng et al. (2011)

(Continues)

TABLE A1 (Continued)

	Family	Genus	P2	P3	P4	M.	N.	H.	Ref.
Equ.		<i>Hipparion</i>				5	4	3	
		(<i>Plesiohipparion</i>)							
		<i>H. (Baryhipparion)</i>							3
		<i>Proboscoidipparion</i>				5			3
		<i>Plesippus</i>				5		3	Sun (2018)
Quaternary									
Tapir.	Tap.	<i>Tapirus</i>				5	2	1	
		<i>Megatapirus</i>	5	5	5	5		1	Colbert and Hooijer (1953)
Rhino.	Rh-Rhi.	<i>Dicerorhinus</i>				5	4	1	
		<i>Rhinoceros</i>				5		1	Yan, Wang, Jin, and Mead (2014), Zin Maung Maung et al. (2010)
		<i>Coelodonta</i>	4	4	5	4.3		3	Deng (2002)
		<i>Stephanorhinus</i>				5		2	Tong and Wu (2010)
Equ.		<i>Hipparion</i>				5	4	3	
		(<i>Plesiohipparion</i>)							
		<i>Proboscoidipparion</i>				5		3	Deng (2012)
		<i>Equus</i>				5		3	
		<i>Plesippus</i>				5		3	Sun (2018)
Ch.	Chal.	<i>Hesperotherium</i>			1	1	2	1	Qiu (2002), Tong (2006)
		<i>Nestoritherium</i>	1	1	1	1		1	Falconer (1868)

Note: Almost all Eocene perissodactyls from Asia were considered to have brachyodont teeth, which were left blank in the table.

Abbreviations: Ace., Aceratheriinae; Amy., Amynodontidae; Bron., Brontotheriidae; Ch., Chalicotherioidea; Chal., Chalicotheriidae; Dep., Deperetellidae; Dic., Diceratheriinae; Eomo., Eomoropidae; Equ., Equoidea; H., Hypsodonty; Hela., Helaletidae; Isecto., Isectolophidae; Hy., Hyrachyidae; Hyraco., Hyracodontidae; Loph., Lophialetidae; M., mean value of degree of premolar molarization; N., number of genera in each family; Palae., Palaeotheriidae; Para., Paraceratheriidae; Rh., Rhinocerotidae; Rhi., Rhinocerotinae; Rhino., Rhinocerotidae; Tap., Tapiridae; Tapir., Tapiroidea.

TABLE A2 The mean value of premolar molarization degrees in different perissodactyl families through the post-Paleocene Asian Land Mammal Ages (ALMA)

ALMA	Isecto.	Hela. + Tapir.	Loph.	De.	Hy.	Hyraco.	Para.	Amy.	Rhino.	Bron.	Chali.
Bumbanian	1	1	1			1				1	1
Arshantan	1	1	1	1	3	3.3	3			1	1
Irdinmanhan	1	2.5	1.1	4.5	3.3	1.4	3.3	1		2.1	1
Sharamurunian		2.5	?	4.7	1	1.5	3.1	1.7	4	3	1
Ulangochuan				4		2	2.9	2.3	4	4.4	1
Ergilian		3				2.2	3.5	1.6	3.2	3.6	1
Hsandagolian		4				3.4	3.3	1.7	4		1
Tanbenbulukian						3.4	3.6	1	4		1
Xiejian + Shanwangian		5					4		4.5		1.5
Tunggurian		5							4.6		1
Bahean		5							4.7		1
Baodean		5							4.4		1
Gaozhuangian		5							4.2		1
Mazegouan		5							4.5		
Quaternary		5							4.8		1

Abbreviations: Amy., Amynodontidae; Bron., Brontotheriidae; Chali., Chalicotherioidea; De. Deperetellidae; Hela., Helaletidae; Hy., Hyrachyidae; Hyraco., Hyracodontidae; Loph., Lophialetidae; Para., Paraceratheriidae; Rhino., Rhinocerotidae; Tapir., Tapiridae.

TABLE A3 Generic numbers of different perissodactyl groups through the post-Paleocene Asian Land Mammal Ages (ALMA)

ALMA	Tapiroidea	Rhinoceroidea	Equoidea	Brontotheriidae	Chalicotherioidea
Bumbanian	10	3	2	1	2
Arshantan	6	7	1	4	2
Irdinmanhan	14	14	1	14	2
Sharamurunian	7	19	1	4	2
Ulangochuian	1	8	0	3	1
Ergilian	1	12	1	6	1
Hsandagolian	1	9	0	0	1
Tanbenbulukian	0	10	0	0	1
Xiejian-Shanwangia	1	10	1	0	4
Tunggurian	1	12	1	0	2
Bahean	1	10	5	0	4
Baodean	1	8	7	0	2
Gaozhuangian	1	2	5	0	1
Mazegouan	1	4	4	0	0
Quaternary	2	4	4	0	2

TABLE A4 Generic numbers of three classes of hypsodonty through the post-Paleocene Asian Land Mammal Ages (ALMA)

ALMA	Brachydont	Mesodont	Hypsodont
Bumbanian	18	0	0
Arshantan	20	0	0
Irdinmanhan	45	0	0
Sharamurunian	32	1	0
Ulangochuian	12	1	0
Ergilian	20	0	1
Hsandagolian	9	1	0
Tanbenbulukian	8	3	0
Xiejian-Shanwangia	13	2	0
Tunggurian	9	1	4
Bahean	13	1	6
Baodean	7	3	8
Gaozhuangian	2	2	5
Mazegouan	3	1	5
Quaternary	6	1	5